



OFFICE OF THE PRESIDENT

Item 9.1

PRESENT TO BOARD: MARCH 28, 2018

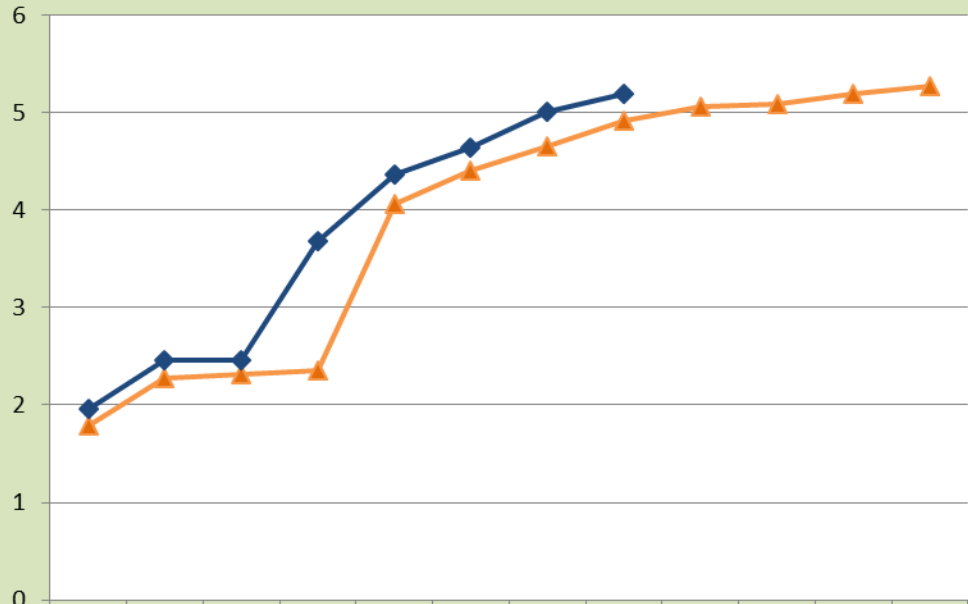
TO: SOUTH FLORIDA STATE COLLEGE  
DISTRICT BOARD OF TRUSTEES

FROM: THOMAS C. LEITZEL 

SUBJECT: FINANCIAL REPORT SUMMARY & GRAPHS – **INFORMATION ITEM**

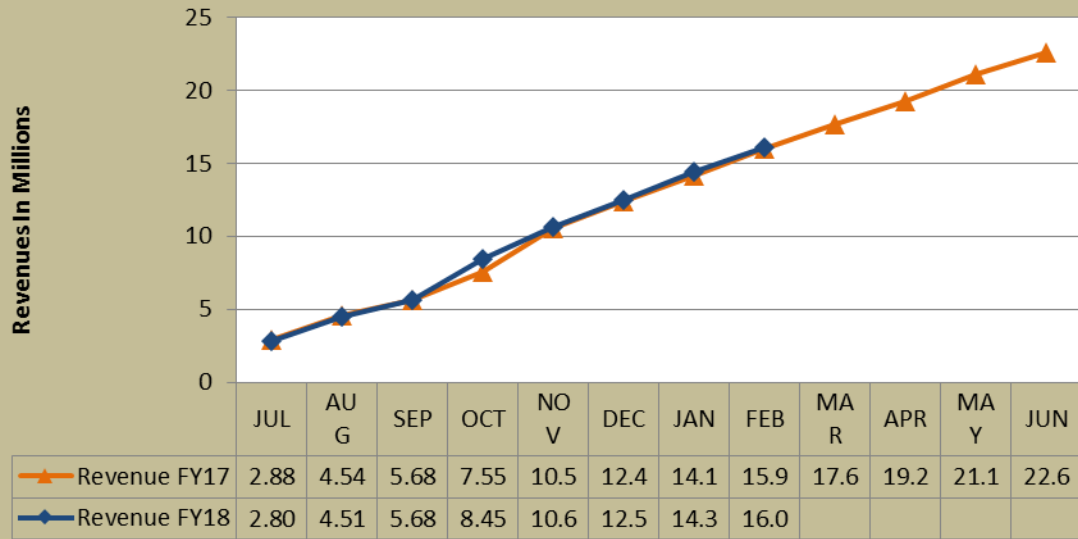
Enclosed for your review are the graphs and a summary of revenues and expenditures compared to budgeted funds within the Operating Budget through February 2018.

**South Florida State College  
Fund 1 Student Fee Revenue, FY 17 vs FY 18**

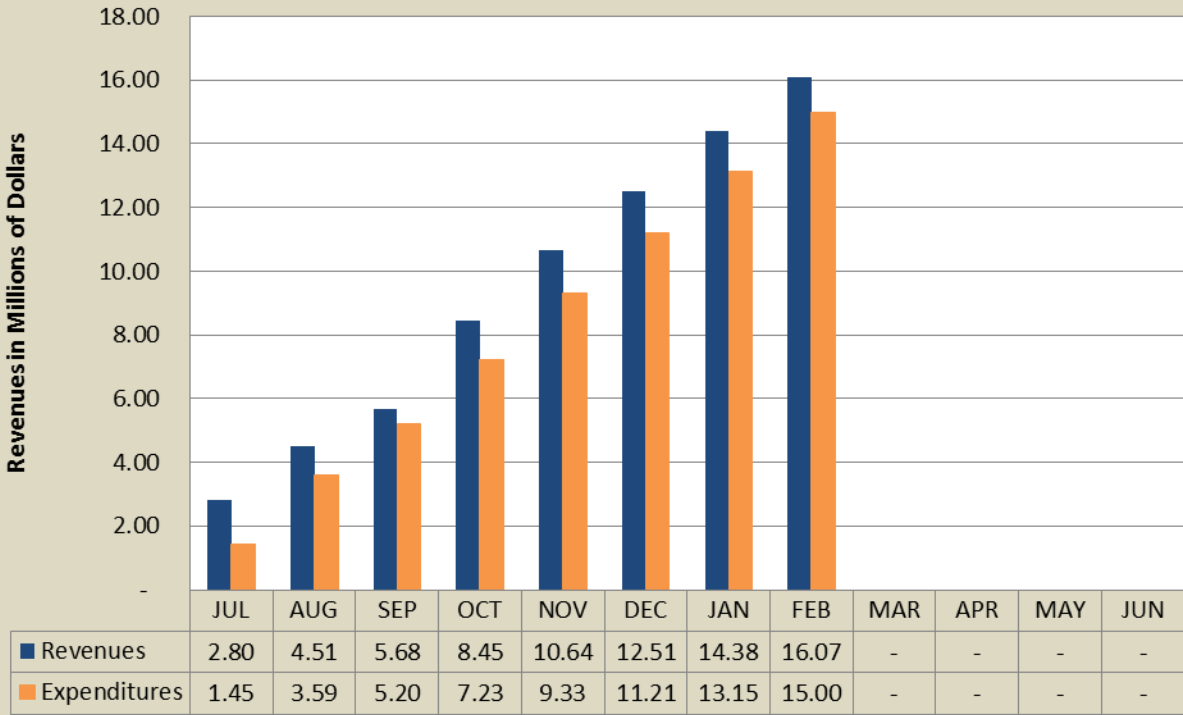


	JUL	AUG	SEP	OCT	NOV	DEC	JAN	FEB	MAR	APR	MAY	JUN
Student Fees FY17	1.78	2.28	2.32	2.35	4.06	4.41	4.65	4.91	5.06	5.09	5.20	5.27
Student Fees FY18	1.96	2.47	2.46	3.69	4.36	4.64	5.00	5.19				

## South Florida State College Fund 1 Total Revenue, FY 17 vs FY 18



## South Florida State College Fund 1 Total Revenues & Expenditures FY 18



South Florida State College					
Revenue and Expenditures for Fund 1					
For Month Ended February 28, 2018					
Code	Account Title	Budget Amount	Amount	Difference	Percentage Collected/Spent to Date
401-403XX	Tuition and Out of State Fees	4,114,317.00	4,474,266.24	(359,949.24)	108.75%
404XX	Lab Fees	465,175.00	445,475.00	19,700.00	95.77%
408XX	Technology Fees	190,605.00	180,230.08	10,374.92	94.56%
405-407XX, 409XX	Other Student Fees	125,845.00	90,400.42	35,444.58	71.83%
416XX	Grants and Contracts from Counties	532,000.00	50,000.00	482,000.00	9.40%
42110	FCSPF-General Revenue	12,080,566.00	8,054,368.00	4,026,198.00	66.67%
4215X	Performance Based Incentive	1,220,538.00	537,769.00	682,769.00	44.06%
42210	CO&DS Entitlement	1,100.00	-	1,100.00	0.00%
42610	FCSPF-Lottery	3,264,719.00	1,813,731.00	1,450,988.00	55.56%
429XX, 439XX	Indirect Costs Recovered	92,750.00	53,759.86	38,990.14	57.96%
441-44300	Cash/Non-Cash Contributions and Gifts	14,000.00	90,671.40	(76,671.40)	647.65%
46400	Use of College Facilities	125,000.00	44,881.11	80,118.89	35.90%
466XX, 467XX	Other Sales and Services	247,055.00	208,968.92	38,086.08	84.58%
48100	Interest and Dividends	7,700.00	2,245.32	5,454.68	29.16%
487XX, 489XX	Fines and Penalties/Miscellaneous	42,255.00	19,563.77	22,691.23	46.30%
49XXX	Transfers and Other Revenues	200,000.00	3,947.46	196,052.54	1.97%
	<b>Total Revenue</b>	<b>\$22,723,625.00</b>	<b>\$16,070,277.58</b>	<b>\$ 6,653,347.42</b>	<b>70.72%</b>
51XXX	Management	1,798,935.00	1,170,312.35	628,622.65	65.06%
52XXX	Instructional	4,525,719.00	2,699,405.36	1,826,313.64	59.65%
53XXX	Other Professional	2,748,547.00	1,918,782.59	829,764.41	69.81%
54XXX	Career Staff	2,567,045.00	1,694,482.14	872,562.86	66.01%
56XXX	Other Professional-Instructional	1,273,680.00	774,685.40	498,994.60	60.82%
57XXX	Other Professional-Tech/Clerical/Trade	133,099.00	80,507.49	52,591.51	60.49%
58XXX	Student Employment	25,000.00	8,660.24	16,339.76	34.64%
585XX	Employees Awards	265,498.00	275,625.37	(10,127.37)	103.81%
59XXX	Benefits	4,325,975.00	2,484,615.68	1,841,359.32	57.43%
	<b>Total Personnel</b>	<b>\$17,663,498.00</b>	<b>\$11,107,076.62</b>	<b>\$ 6,556,421.38</b>	<b>62.88%</b>
605XX	Travel	293,695.00	125,530.14	168,164.86	42.74%
61000	Freight and Postage	23,620.00	13,964.43	9,655.57	59.12%
615XX	Telecommunications	62,000.00	37,840.27	24,159.73	61.03%
62000	Printing	42,260.00	18,752.76	23,507.24	44.37%
625XX	Repairs and Maintenance	1,020,044.00	867,831.21	152,212.79	85.08%
63000	Rentals	162,810.00	108,523.98	54,286.02	66.66%
635XX, 637XX	Insurance	364,250.00	373,766.23	(9,516.23)	102.61%
640XX	Utilities	1,425,170.00	889,381.51	535,788.49	62.41%
645XX	Other Services	770,561.00	469,297.32	301,263.68	60.90%
64700	Grant Aid	4,280.00	2,235.00	2,045.00	52.22%
650XX	Professional Fees	190,100.00	126,620.69	63,479.31	66.61%
655XX	Education Office/Dept Material Supp	520,000.00	360,897.72	159,102.28	69.40%
657XX	Data Software	19,130.00	5,508.80	13,621.20	28.80%
	Maint/Construction Material/Supp	293,500.00	166,667.15	126,832.85	56.79%
665XX	Other Materials and Supplies	142,465.00	58,249.68	84,215.32	40.89%
670XX	Subscriptions/Library	49,500.00	50,121.21	(621.21)	101.25%
675XX	Purchases for Resale	42,500.00	23,987.83	18,512.17	56.44%
680XX	Scholarships	45,000.00	36,820.33	8,179.67	81.82%
69XXX	Transfers and Other Expenses	125,000.00	(2,394.27)	127,394.27	-1.92%
	<b>Total Current Expenses</b>	<b>\$ 5,595,885.00</b>	<b>\$ 3,733,601.99</b>	<b>\$ 1,862,283.01</b>	<b>66.72%</b>
706XX	Minor Equipment >1000<5000	76,093.00	82,825.42	(6,732.42)	108.85%
71000	Furniture and Equipment	70,000.00	76,500.00	(6,500.00)	109.29%
	<b>Total Capital Outlay</b>	<b>\$ 146,093.00</b>	<b>\$ 159,325.42</b>	<b>\$ (13,232.42)</b>	<b>109.06%</b>