




OFFICE OF THE PRESIDENT

Item 9.1

PRESENT TO BOARD: OCTOBER 31, 2018

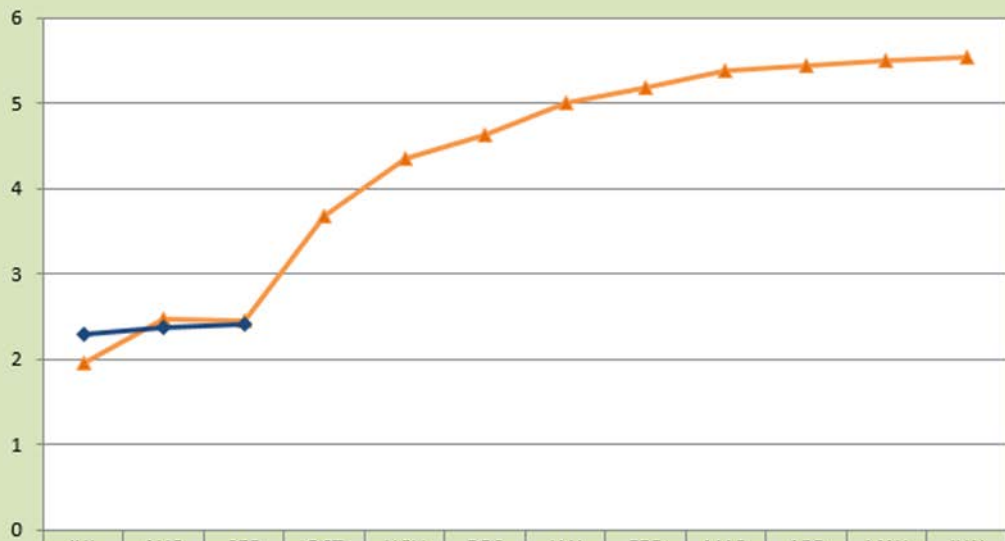
TO: SOUTH FLORIDA STATE COLLEGE
DISTRICT BOARD OF TRUSTEES

FROM: THOMAS C. LEITZEL 

SUBJECT: FINANCIAL REPORT SUMMARY & GRAPHS – **INFORMATION ITEM**

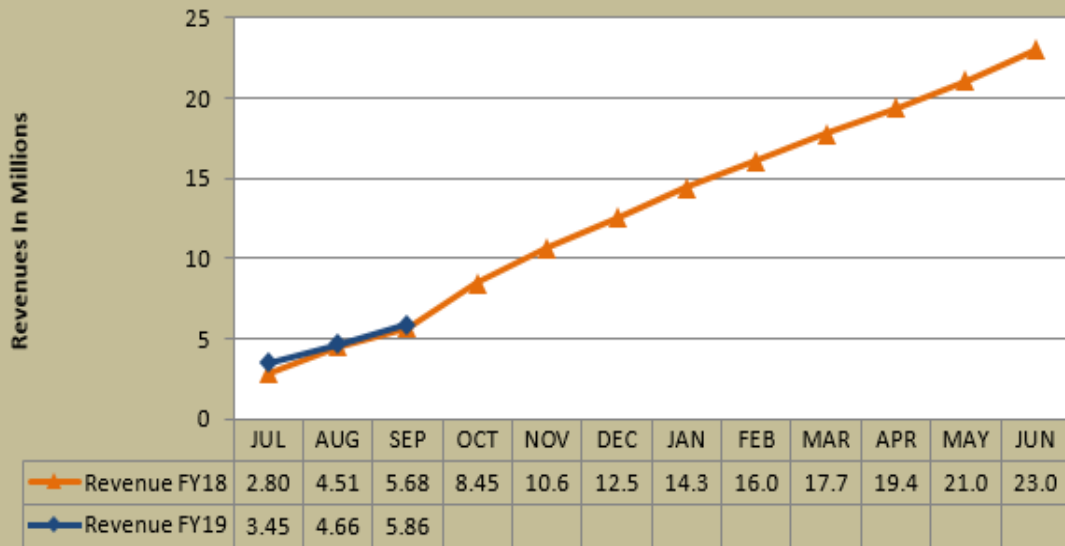
Enclosed for your review are the graphs and a summary of revenues and expenditures compared to budgeted funds within the Operating Budget through September 2018.

**South Florida State College
Fund 1 Student Fee Revenue, FY 18 vs FY 19**

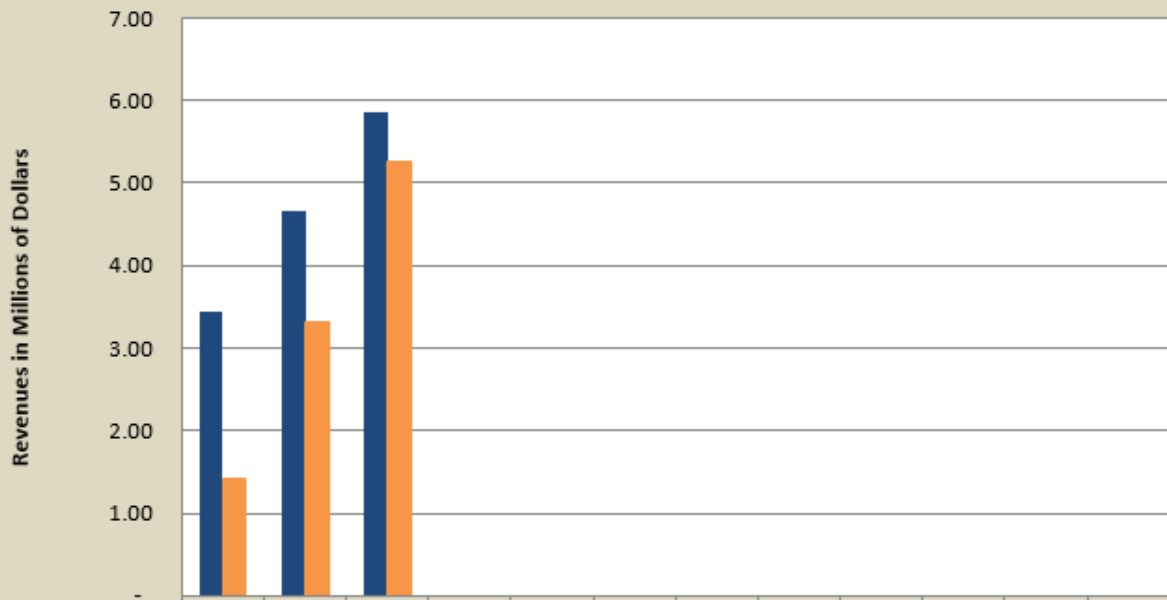


	JUL	AUG	SEP	OCT	NOV	DEC	JAN	FEB	MAR	APR	MAY	JUN
Student Fees FY18	1.96	2.47	2.46	3.69	4.36	4.64	5.00	5.19	5.38	5.43	5.49	5.53
Student Fees FY19	2.30	2.37	2.41									

South Florida State College Fund 1 Total Revenue, FY 18 vs FY 19



South Florida State College Fund 1 Total Revenues & Expenditures FY 19



■ Revenues	3.45	4.66	5.86	-	-	-	-	-	-	-	-	-
■ Expenditures	1.41	3.32	5.25									

South Florida State College					
Revenue and Expenditures for Fund 1					
For Month Ended September 30, 2018					
Code	Account Title	Budget Amount	Amount	Difference	Percentage Collected/Spent to Date
401-403XX	Tuition and Out of State Fees	4,210,370.00	2,077,099.88	2,133,270.12	49.33%
404XX	Lab Fees	489,113.00	214,644.58	274,468.42	43.88%
408XX	Technology Fees	185,938.00	83,365.86	102,572.14	44.84%
405-407XX, 409X	Other Student Fees	128,591.00	38,140.33	90,450.67	29.66%
416XX	Grants and Contracts from Counties	582,800.00		582,800.00	0.00%
42110	FCSPF-General Revenue	12,162,902.00	3,040,725.51	9,122,176.49	25.00%
4215X	Performance Based Incentive	1,558,109.00	353,321.84	1,204,787.16	22.68%
42210	CO&DS Entitlement	1,100.00		1,100.00	0.00%
42610	FCSPF-Lottery	3,803,945.00		3,803,945.00	0.00%
429XX, 439XX	Indirect Costs Recovered	92,750.00	20,959.15	71,790.85	22.60%
441-44400	Cash/Non-Cash Contributions and Gifts	14,000.00		14,000.00	0.00%
46400	Use of College Facilities	100,000.00	12,203.87	87,796.13	12.20%
466XX, 467XX	Other Sales and Services	269,131.00	8,245.26	260,885.74	3.06%
48100	Interest and Dividends	10,000.00	4,543.93	5,456.07	45.44%
487XX, 489XX	Fines and Penalties/Miscellaneous	117,255.00	7,379.17	109,875.83	6.29%
49XXX	Transfers and Other Revenues	200,000.00	268.49	199,731.51	0.13%
	Total Revenue	\$ 23,926,004.00	\$ 5,860,897.87	\$ 18,065,106.13	24.50%
51XXX	Management	1,825,560.00	461,051.42	1,364,508.58	25.26%
52XXX	Instructional	4,810,220.00	841,949.71	3,968,270.29	17.50%
53XXX	Other Professional	2,748,874.00	714,221.05	2,034,652.95	25.98%
54XXX	Career Staff	2,457,549.00	600,733.23	1,856,815.77	24.44%
56XXX	Other Professional-Instructional	1,438,924.00	188,748.73	1,250,175.27	13.12%
57XXX	Other Professional-Tech/Clerical/Trade	156,599.00	24,346.21	132,252.79	15.55%
58XXX	Student Employment	25,000.00	82.50	24,917.50	0.33%
585XX	Employees Awards	328,039.00		328,039.00	0.00%
59XXX	Benefits	4,394,526.00	890,420.07	3,504,105.93	20.26%
	Total Personnel	\$ 18,185,291.00	\$ 3,721,552.92	\$ 14,463,738.08	20.46%
605XX	Travel	288,020.00	37,361.65	250,658.35	12.97%
61000	Freight and Postage	18,245.00	9,363.72	8,881.28	51.32%
615XX	Telecommunications	61,715.00	11,544.65	50,170.35	18.71%
62000	Printing	34,215.00	11,190.83	23,024.17	32.71%
625XX	Repairs and Maintenance	1,048,045.00	366,516.48	681,528.52	34.97%
63000	Rentals	156,570.00	31,648.24	124,921.76	20.21%
635XX, 637XX	Insurance	388,750.00	29,778.15	358,971.85	7.66%
640XX	Utilities	1,455,175.00	404,550.78	1,050,624.22	27.80%
645XX	Other Services	816,394.00	214,477.59	601,916.41	26.27%
64700	Grant Aid	2,280.00	50.00	2,230.00	2.19%
650XX	Professional Fees	196,530.00	16,967.02	179,562.98	8.63%
655XX	Education Office/Dept Material Supp	686,948.00	171,045.44	515,902.56	24.90%
657XX	Data Software	21,750.00	19,054.84	2,695.16	87.61%
66000	Maint/Construction Material/Supp	323,645.00	57,800.16	265,844.84	17.86%
665XX	Other Materials and Supplies	137,830.00	14,244.25	123,585.75	10.33%
670XX	Subscriptions/Library	51,635.00	16,235.24	35,399.76	31.44%
675XX	Purchases for Resale	45,075.00	6,346.04	38,728.96	14.08%
680XX	Scholarships	45,500.00		45,500.00	0.00%
69XXX	Transfers and Other Expenses	125,000.00	8,933.52	116,066.48	7.15%
	Total Current Expenses	\$ 5,903,322.00	\$ 1,427,108.60	\$ 4,476,213.40	24.17%
706XX	Minor Equipment >1000<5000	75,000.00	7,300.00	67,700.00	9.73%
71000	Furniture and Equipment	419,997.00	95,308.50	324,688.50	22.69%
	Total Capital Outlay	\$ 494,997.00	\$ 102,608.50	\$ 392,388.50	20.73%