



OFFICE OF THE PRESIDENT

Item 9.1

PRESENT TO BOARD: SEPTEMBER 25, 2019

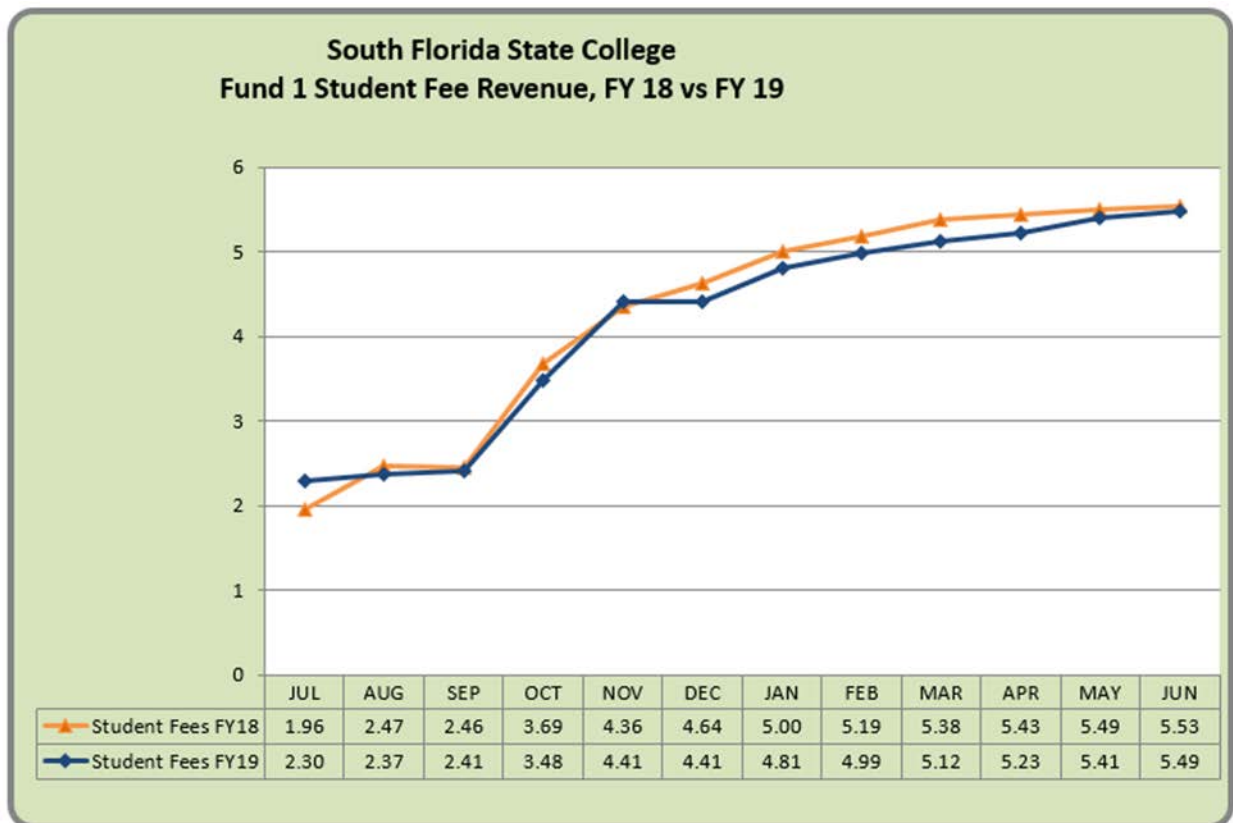
TO: SOUTH FLORIDA STATE COLLEGE
DISTRICT BOARD OF TRUSTEES

FROM: THOMAS C. LEITZEL 

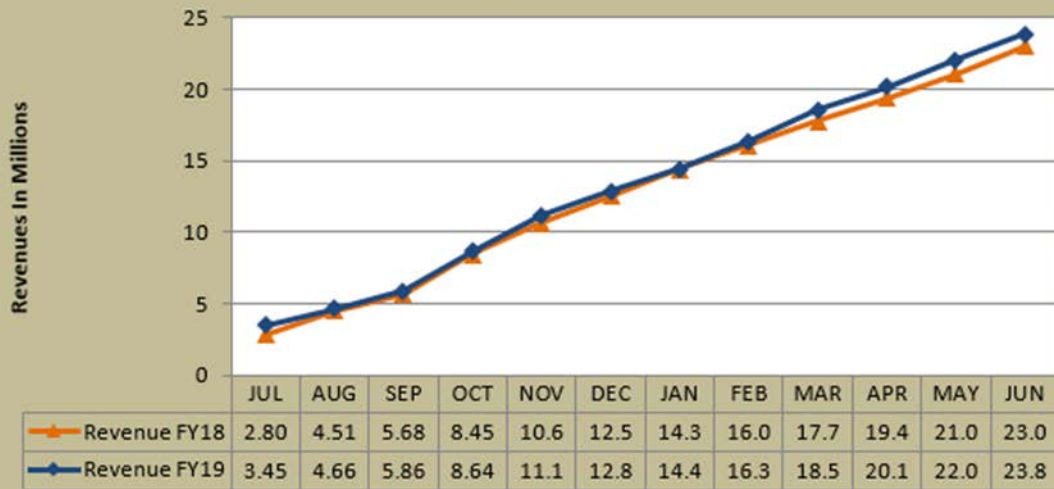
SUBJECT: FINANCIAL REPORT SUMMARY & GRAPHS – **INFORMATION ITEM**

Enclosed for your review are two sets of graphs and revenue and expenditure summaries compared to budgeted funds within the Operating Budget. One set shows the fiscal year end for 2018-2019. The other set shows both July and August of fiscal year 2020.

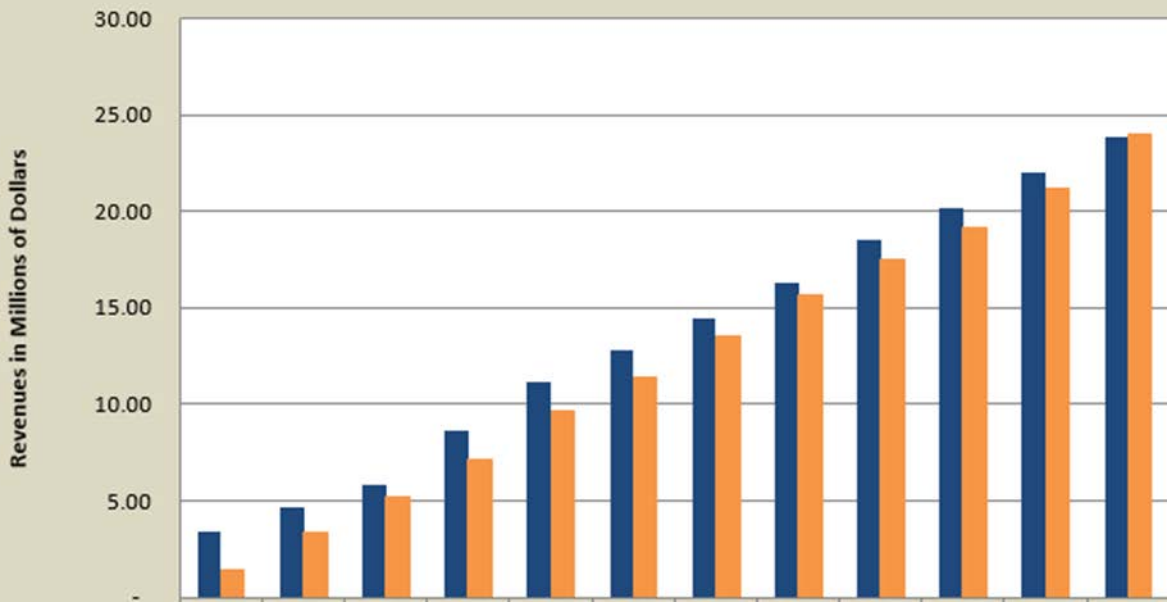
End of June 2019- End of FY 2018-19



South Florida State College Fund 1 Total Revenue, FY 18 vs FY 19



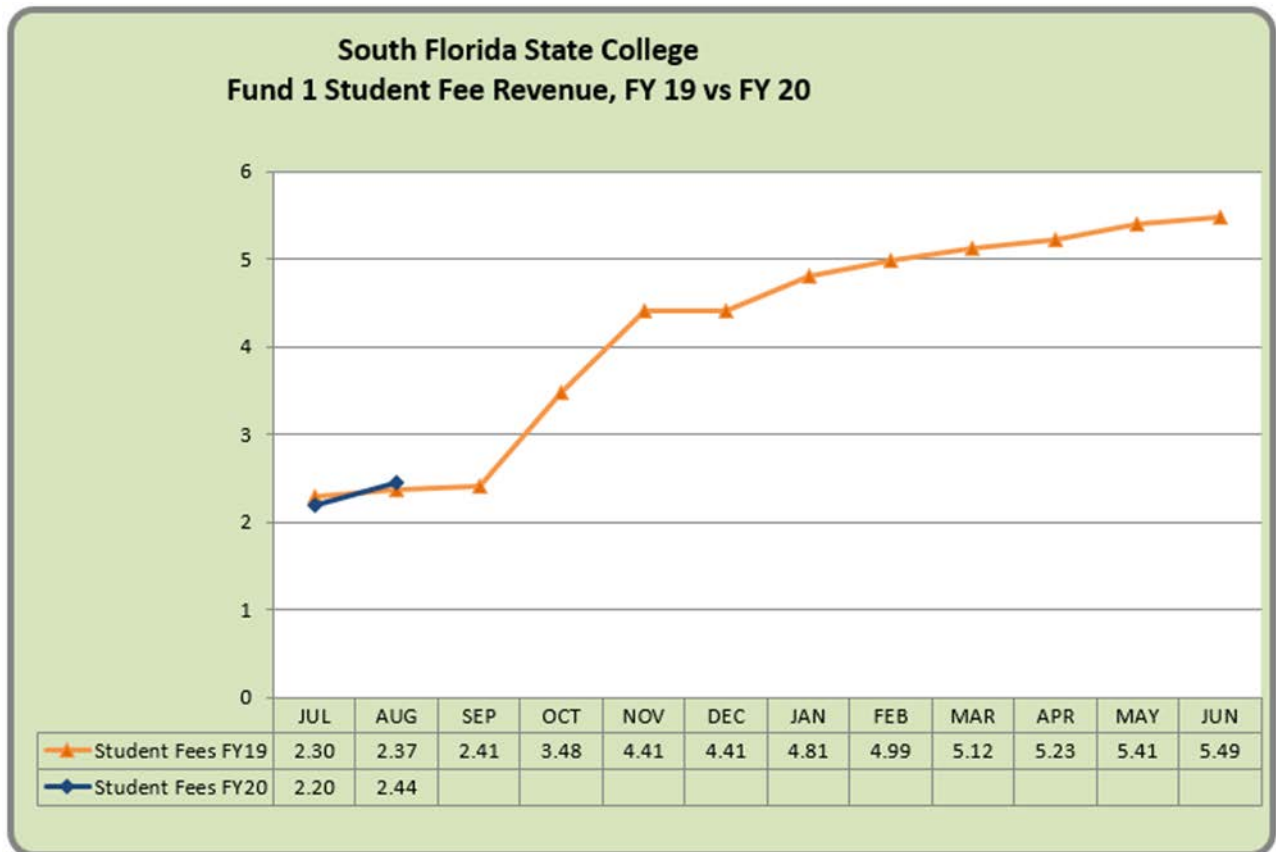
South Florida State College Fund 1 Total Revenues & Expenditures FY 19



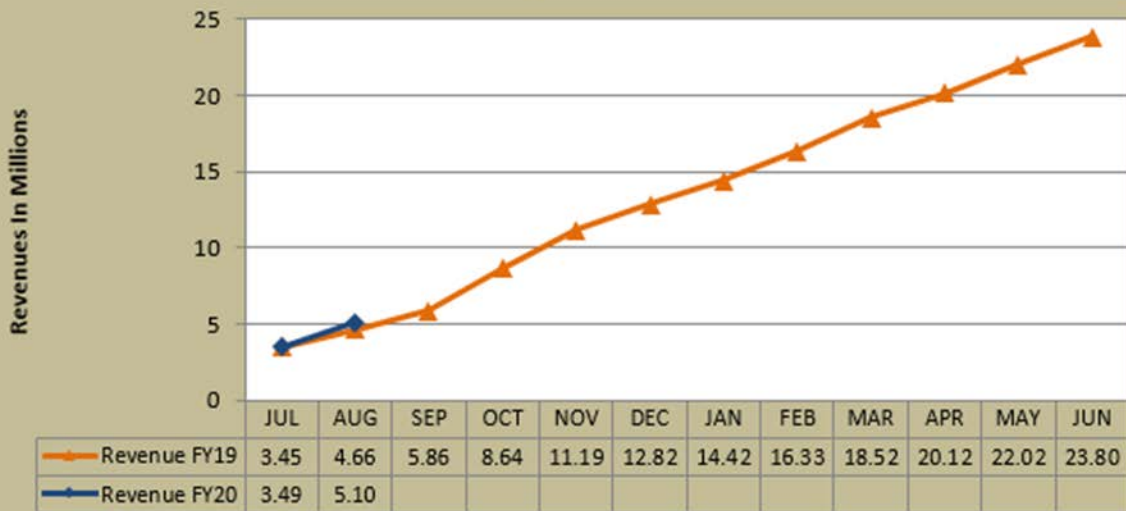
	JUL	AUG	SEP	OCT	NOV	DEC	JAN	FEB	MAR	APR	MAY	JUN
■ Revenues	3.45	4.66	5.86	8.64	11.19	12.82	14.42	16.33	18.52	20.12	22.02	23.80
■ Expenditures	1.41	3.32	5.25	7.18	9.62	11.40	13.58	15.63	17.52	19.13	21.22	23.98

South Florida State College					
Revenue and Expenditures for Fund 1					
For Month Ended June 30, 2019					
Code	Account Title	Budget Amount	Amount	Difference	Percentage Collected/Spent to Date
401-403XX	Tuition and Out of State Fees	4,210,370.00	4,239,558.59	(29,188.59)	100.69%
404XX	Lab Fees	489,113.00	491,081.92	(1,968.92)	100.40%
408XX	Technology Fees	185,938.00	180,008.10	5,929.90	96.81%
405-407XX, 409XX	Other Student Fees	128,591.00	130,216.24	(1,625.24)	101.26%
416XX	Grants and Contracts from Counties	582,800.00	545,747.73	37,052.27	93.64%
42110	FCSPF-General Revenue	12,162,902.00	12,162,902.00	-	100.00%
4215X	Performance Based Incentive	1,558,109.00	1,553,062.92	5,046.08	99.68%
42210	CO&DS Entitlement	1,100.00	1,032.00	68.00	93.82%
42610	FCSPF-Lottery	3,803,945.00	3,803,945.00	-	100.00%
429XX, 439XX	Indirect Costs Recovered	92,750.00	133,271.61	(40,521.61)	143.69%
441-44400	Cash/Non-Cash Contributions and Gifts	76,000.00	97,965.00	(21,965.00)	128.90%
46400	Use of College Facilities	100,000.00	124,702.96	(24,702.96)	124.70%
466XX, 467XX	Other Sales and Services	127,825.00	168,856.30	(41,031.30)	132.10%
48100	Interest and Dividends	10,000.00	30,211.42	(20,211.42)	302.11%
487XX, 489XX	Fines and Penalties/Miscellaneous	42,255.00	40,733.39	1,521.61	96.40%
49XXX	Transfers and Other Revenues	200,000.00	100,726.91	99,273.09	50.36%
	Total Revenue	\$ 23,771,698.00	\$ 23,804,022.09	\$ (32,324.09)	100.14%
51XXX	Management	1,774,394.00	1,810,218.07	(35,824.07)	102.02%
52XXX	Instructional	4,661,398.00	4,633,191.20	28,206.80	99.39%
53XXX	Other Professional	2,769,550.00	2,808,372.91	(38,822.91)	101.40%
54XXX	Career Staff	2,380,449.00	2,385,954.33	(5,505.33)	100.23%
56XXX	Other Professional-Instructional	1,379,544.00	1,306,766.11	72,777.89	94.72%
57XXX	Other Professional-Tech/Clerical/Trade	152,554.00	145,804.30	6,749.70	95.58%
58XXX	Student Employment	25,000.00	10,128.20	14,871.80	40.51%
585XX	Employees Awards	328,039.00	325,162.82	2,876.18	99.12%
59XXX	Benefits	4,317,861.00	4,025,812.26	292,048.74	93.24%
	Total Personnel	\$ 17,788,789.00	\$ 17,451,410.20	\$ 337,378.80	98.10%
605XX	Travel	284,270.00	250,597.70	33,672.30	88.15%
61000	Freight and Postage	17,155.00	16,010.55	1,144.45	93.33%
615XX	Telecommunications	61,715.00	62,779.56	(1,064.56)	101.72%
62000	Printing	31,415.00	32,150.37	(735.37)	102.34%
625XX	Repairs and Maintenance	1,048,045.00	1,172,444.09	(124,399.09)	111.87%
63000	Rentals	156,145.00	150,707.25	5,437.75	96.52%
635XX, 637XX	Insurance	388,750.00	470,379.99	(81,629.99)	121.00%
640XX	Utilities	1,455,175.00	1,599,327.98	(144,152.98)	109.91%
645XX	Other Services	808,594.00	758,601.19	49,992.81	93.82%
64700	Grant Aid	2,280.00	7,579.60	(5,299.60)	332.44%
650XX	Professional Fees	128,120.00	126,628.17	1,491.83	98.84%
655XX	Education Office/Dept Material Supp	686,098.00	597,057.87	89,040.13	87.02%
657XX	Data Software	18,150.00	44,456.68	(26,306.68)	244.94%
66000	Maint/Construction Material/Supp	323,645.00	326,212.16	(2,567.16)	100.79%
665XX	Other Materials and Supplies	136,555.00	216,179.59	(79,624.59)	158.31%
670XX	Subscriptions/Library	51,635.00	49,338.47	2,296.53	95.55%
675XX	Purchases for Resale	45,075.00	40,253.61	4,821.39	89.30%
680XX	Scholarships	45,500.00	46,988.50	(1,488.50)	103.27%
69XXX	Transfers and Other Expenses	125,000.00	33,643.60	91,356.40	26.91%
	Total Current Expenses	\$ 5,813,322.00	\$ 6,001,336.93	\$ (188,014.93)	103.23%
706XX	Minor Equipment >1000<5000	75,000.00	43,097.92	31,902.08	57.46%
71000	Furniture and Equipment	419,997.00	487,073.20	(67,076.20)	115.97%
	Total Capital Outlay	\$ 494,997.00	\$ 530,171.12	\$ (35,174.12)	107.11%

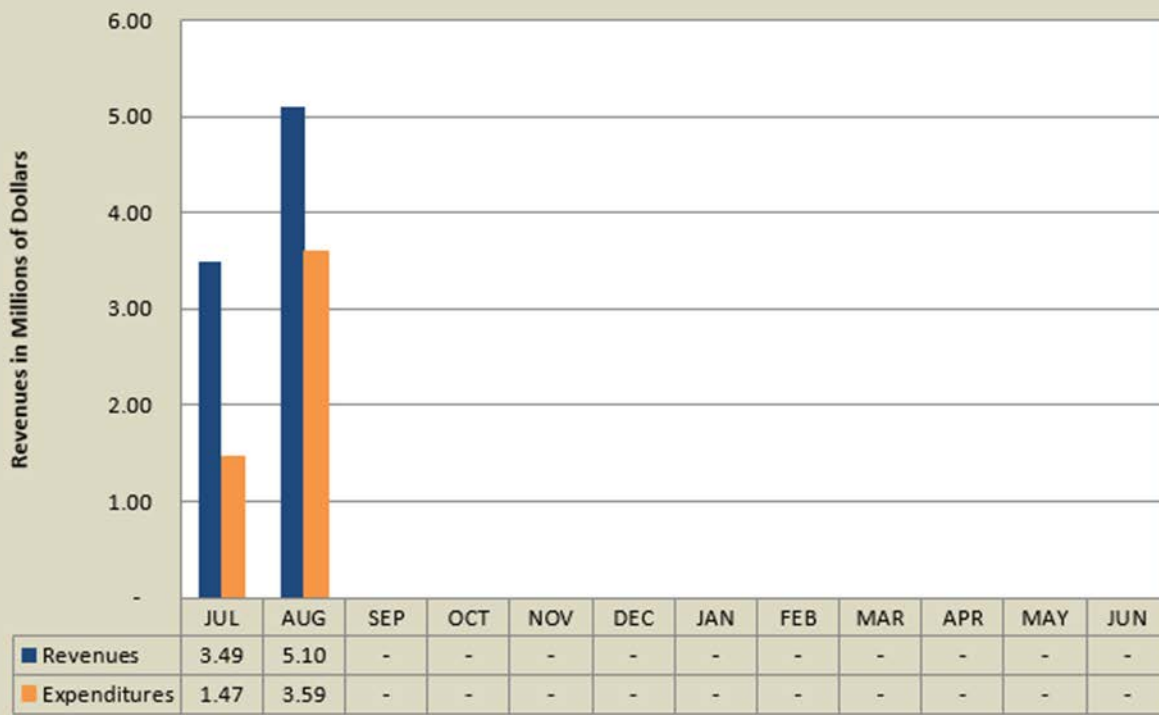
2019-20 Year-to-Date



South Florida State College Fund 1 Total Revenue, FY 19 vs FY 20



South Florida State College Fund 1 Total Revenues & Expenditures FY 20



South Florida State College					
Revenue and Expenditures for Fund 1					
For Month Ended August 31, 2019					
Code	Account Title	Budget Amount	Amount	Difference	Percentage Collected/ Spent to Date
401-403XX	Tuition and Out of State Fees	4,304,630.00	2,077,395.59	2,227,234.41	48.26%
404XX	Lab Fees	434,750.00	256,701.93	178,048.07	59.05%
408XX	Technology Fees	184,000.00	78,909.83	105,090.17	42.89%
405-407XX, 409X	Other Student Fees	121,260.00	30,515.10	90,744.90	25.17%
416XX	Grants and Contracts from Counties	596,375.00	-	596,375.00	0.00%
42110	FCSPF-General Revenue	14,167,195.00	2,361,200.00	11,805,995.00	16.67%
4215X	Performance Based Incentive	579,519.00	69,086.00	510,433.00	11.92%
42210	CO&DS Entitlement	1,100.00	-	1,100.00	0.00%
42610	FCSPF-Lottery	2,181,088.00	-	2,181,088.00	0.00%
429XX, 439XX	Indirect Costs Recovered	178,024.00	15,638.07	162,385.93	8.78%
441-44400	Cash/Non-Cash Contributions and Gifts	14,000.00	2,024.00	11,976.00	14.46%
46400	Use of College Facilities	100,000.00	12,449.62	87,550.38	12.45%
466XX, 467XX	Other Sales and Services	107,275.00	61,265.58	46,009.42	57.11%
48100	Interest and Dividends	10,000.00	3,103.47	6,896.53	31.03%
487XX, 489XX	Fines and Penalties/Miscellaneous	121,327.00	3,221.27	118,105.73	2.66%
49XXX	Transfers and Other Revenues	500,000.00	887.90	499,112.10	0.18%
	Total Revenue	\$ 23,600,543.00	\$ 4,972,398.36	\$ 18,628,144.64	21.07%
51XXX	Management	1,830,740.00	305,123.35	1,525,616.65	16.67%
52XXX	Instructional	4,710,250.00	576,079.35	4,134,170.65	12.23%
53XXX	Other Professional	2,874,591.00	468,448.03	2,406,142.97	16.30%
54XXX	Career Staff	2,472,633.00	387,077.90	2,085,555.10	15.65%
56XXX	Other Professional-Instructional	1,429,240.00	92,917.80	1,336,322.20	6.50%
57XXX	Other Professional-Tech/Clerical/Trade	157,314.00	13,108.69	144,205.31	8.33%
58XXX	Student Employment	25,000.00	-	25,000.00	0.00%
585XX	Employees Awards	225,245.00	-	225,245.00	0.00%
59XXX	Benefits	4,599,724.00	584,997.87	4,014,726.13	12.72%
	Total Personnel	\$ 18,324,737.00	\$ 2,427,752.99	\$ 15,896,984.01	13.25%
605XX	Travel	278,945.00	17,814.64	261,130.36	6.39%
61000	Freight and Postage	21,478.00	1,625.57	19,852.43	7.57%
615XX	Telecommunications	62,000.00	5,385.54	56,614.46	8.69%
62000	Printing	41,193.00	3,120.28	38,072.72	7.57%
625XX	Repairs and Maintenance	1,059,233.00	283,051.87	776,181.13	26.72%
63000	Rentals	159,994.00	27,258.51	132,735.49	17.04%
635XX, 637XX	Insurance	441,174.00	39,621.75	401,552.25	8.98%
640XX	Utilities	1,648,170.00	273,164.91	1,375,005.09	16.57%
645XX	Other Services	649,301.00	170,890.32	478,410.68	26.32%
64700	Grant Aid	4,280.00	241.00	4,039.00	5.63%
650XX	Professional Fees	128,505.00	20,857.58	107,647.42	16.23%
655XX	Education Office/Dept Material Supp	642,996.00	105,018.54	537,977.46	16.33%
657XX	Data Software	35,070.00	13,311.18	21,758.82	37.96%
66000	Maint/Construction Material/Supp	327,500.00	30,910.29	296,589.71	9.44%
665XX	Other Materials and Supplies	129,046.00	7,393.17	121,652.83	5.73%
670XX	Subscriptions/Library	55,950.00	9,991.51	45,958.49	17.86%
675XX	Purchases for Resale	40,800.00	2,374.54	38,425.46	5.82%
680XX	Scholarships	45,000.00	129,369.32	(84,369.32)	287.49%
69XXX	Transfers and Other Expenses	125,000.00	1,254.58	123,745.42	1.00%
	Total Current Expenses	\$ 5,895,635.00	\$ 1,142,655.10	\$ 4,752,979.90	19.38%
706XX	Minor Equipment >1000<5000	45,000.00		45,000.00	0.00%
71000	Furniture and Equipment	30,000.00	20,924.00	9,076.00	
	Total Capital Outlay	\$ 75,000.00	\$ 20,924.00	\$ 54,076.00	27.90%