




OFFICE OF THE PRESIDENT

Item 9.1

PRESENT TO BOARD: SEPTEMBER 23, 2020

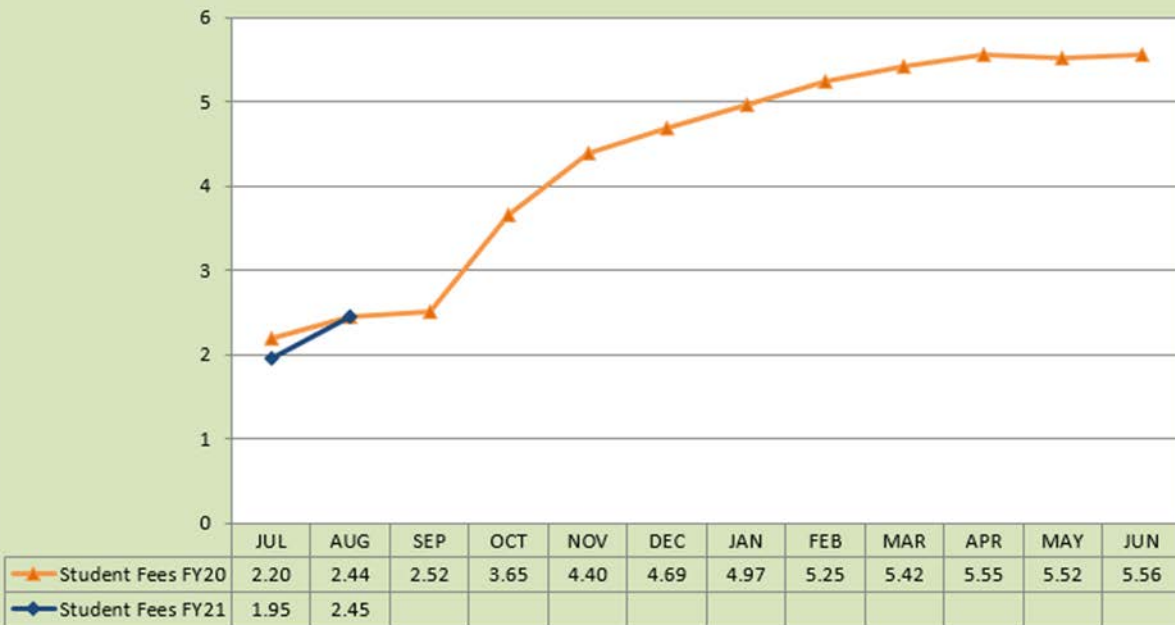
TO: SOUTH FLORIDA STATE COLLEGE  
DISTRICT BOARD OF TRUSTEES

FROM: THOMAS C. LEITZEL 

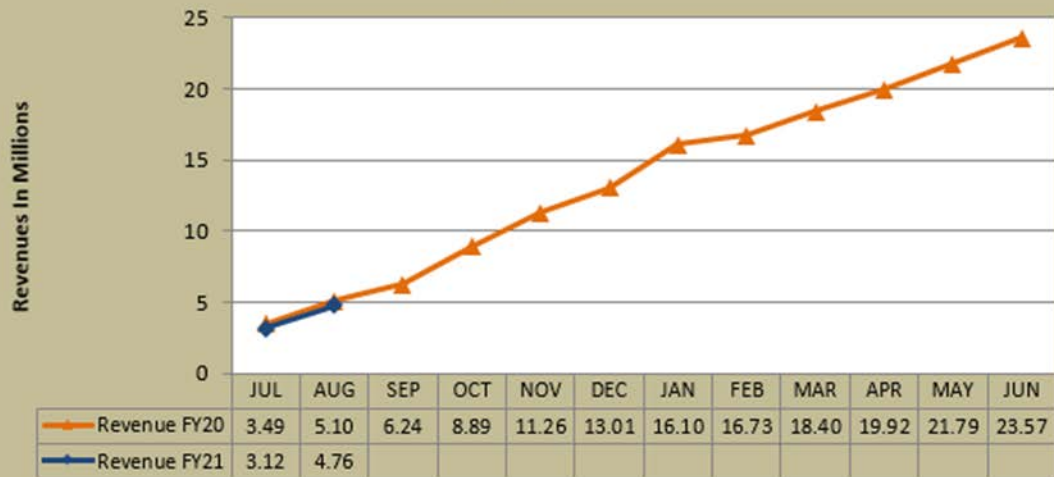
SUBJECT: FINANCIAL REPORT SUMMARY & GRAPHS – **INFORMATION ITEM**

Enclosed for your review are the graphs and revenue and expenditure summary compared to budgeted funds within the Operating Budget for FY2020-21 year-to-date.

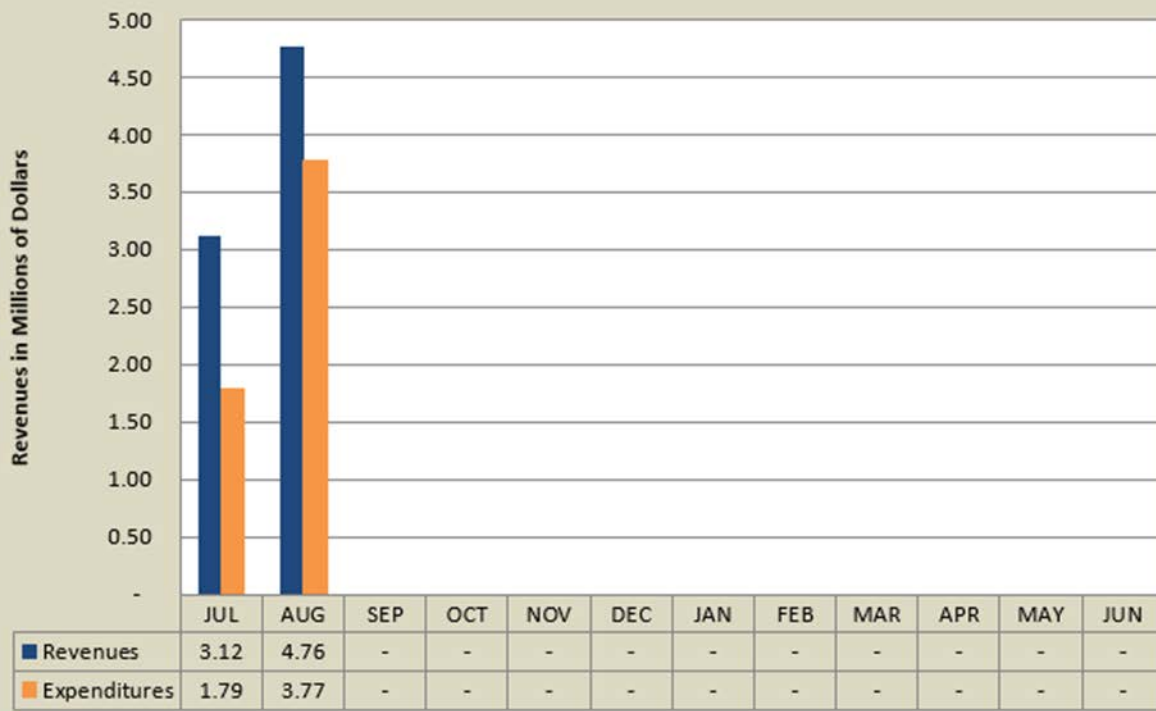
**South Florida State College  
Fund 1 Student Fee Revenue, FY 20 vs FY 21**



### South Florida State College Fund 1 Total Revenue, FY 20 vs FY 21



### South Florida State College Fund 1 Total Revenues & Expenditures FY 21



South Florida State College					
Revenue and Expenditures for Fund 1					
For Month Ended August 31, 2020					
Code	Account Title	Budget Amount	Amount	Difference	Percentage Collected/ Spent to Date
401-403XX	Tuition and Out of State Fees	4,082,914.00	2,072,418.37	2,010,495.63	50.76%
404XX	Lab Fees	568,650.00	246,071.25	322,578.75	43.27%
408XX	Technology Fees	178,367.00	80,470.91	97,896.09	45.12%
405-407XX, 409XX	Other Student Fees	109,767.00	47,550.12	62,216.88	43.32%
416XX	Grants and Contracts from Counties	786,090.00		786,090.00	0.00%
42110	FCSPF-General Revenue	14,038,184.00	2,199,314.00	11,838,870.00	15.67%
4215X	Performance Based Incentive	540,827.00	58,880.00	481,947.00	10.89%
42210	CO&DS Entitlement	1,100.00		1,100.00	0.00%
42610	FCSPF-Lottery	2,422,780.00		2,422,780.00	0.00%
429XX, 439XX	Indirect Costs Recovered	385,750.00	9,807.44	375,942.56	2.54%
441-44400	Cash/Non-Cash Contributions and Gifts	14,000.00		14,000.00	0.00%
46400	Use of College Facilities	50,000.00	6,944.16	43,055.84	13.89%
466XX, 467XX	Other Sales and Services	60,000.00	3,659.27	56,340.73	6.10%
48100	Interest and Dividends	10,000.00	1,012.76	8,987.24	10.13%
487XX, 489XX	Fines and Penalties/Miscellaneous	121,327.00	24,406.12	96,920.88	20.12%
49XXX	Transfers and Other Revenues	500,000.00	5,711.01	494,288.99	1.14%
	<b>Total Revenue</b>	<b>\$ 23,869,756.00</b>	<b>\$ 4,756,245.41</b>	<b>\$ 19,113,510.59</b>	<b>19.93%</b>
51XXX	Management	1,860,392.00	309,448.17	1,550,943.83	16.63%
52XXX	Instructional	4,850,240.00	493,912.36	4,356,327.64	10.18%
53XXX	Other Professional	2,667,404.00	474,770.89	2,192,633.11	17.80%
54XXX	Career Staff	2,330,822.00	379,067.54	1,951,754.46	16.26%
56XXX	Other Professional-Instructional	1,333,240.00	93,270.86	1,239,969.14	7.00%
57XXX	Other Professional-Tech/Clerical/Trade	150,222.00	7,492.32	142,729.68	4.99%
58XXX	Student Employment	25,000.00	-	25,000.00	0.00%
585XX	Employees Awards	225,145.00	209,653.50	15,491.50	93.12%
59XXX	Benefits	5,071,874.00	633,438.24	4,438,435.76	12.49%
	<b>Total Personnel</b>	<b>\$ 18,514,339.00</b>	<b>\$ 2,601,053.88</b>	<b>\$ 15,913,285.12</b>	<b>14.05%</b>
605XX	Travel	277,025.00	3,207.92	273,817.08	1.16%
61000	Freight and Postage	21,400.00	2,175.85	19,224.15	10.17%
615XX	Telecommunications	62,000.00	6,039.68	55,960.32	9.74%
62000	Printing	44,384.00	612.13	43,771.87	1.38%
625XX	Repairs and Maintenance	1,223,515.00	285,427.03	938,087.97	23.33%
63000	Rentals	167,956.00	4,470.65	163,485.35	2.66%
635XX, 637XX	Insurance	545,433.00	424,626.00	120,807.00	77.85%
640XX	Utilities	1,650,235.00	213,771.77	1,436,463.23	12.95%
645XX	Other Services	779,115.00	84,690.89	694,424.11	10.87%
64700	Grant Aid	4,280.00	619.00	3,661.00	14.46%
650XX	Professional Fees	104,995.00	1,566.69	103,428.31	1.49%
655XX	Education Office/Dept Material Supp	629,582.00	81,030.48	548,551.52	12.87%
657XX	Data Software	34,490.00	5,581.18	28,908.82	16.18%
66000	Maint/Construction Material/Supp	402,500.00	26,807.17	375,692.83	6.66%
665XX	Other Materials and Supplies	93,925.00	5,926.02	87,998.98	6.31%
670XX	Subscriptions/Library	58,200.00	9,945.64	48,254.36	17.09%
675XX	Purchases for Resale	41,100.00	4,151.31	36,948.69	10.10%
680XX	Scholarships	45,000.00	9,348.00	35,652.00	20.77%
69XXX	Transfers and Other Expenses	125,000.00	-	125,000.00	0.00%
	<b>Total Current Expenses</b>	<b>\$ 6,310,135.00</b>	<b>\$ 1,169,997.41</b>	<b>\$ 5,140,137.59</b>	<b>18.54%</b>
706XX	Minor Equipment >1000<5000	45,000.00	2,801.66	42,198.34	6.23%
71000	Furniture and Equipment	30,000.00		30,000.00	
	<b>Total Capital Outlay</b>	<b>\$ 75,000.00</b>	<b>\$ 2,801.66</b>	<b>\$ 72,198.34</b>	<b>3.74%</b>