




OFFICE OF THE PRESIDENT

Item 9.1

PRESENT TO BOARD: DECEMBER 9, 2020

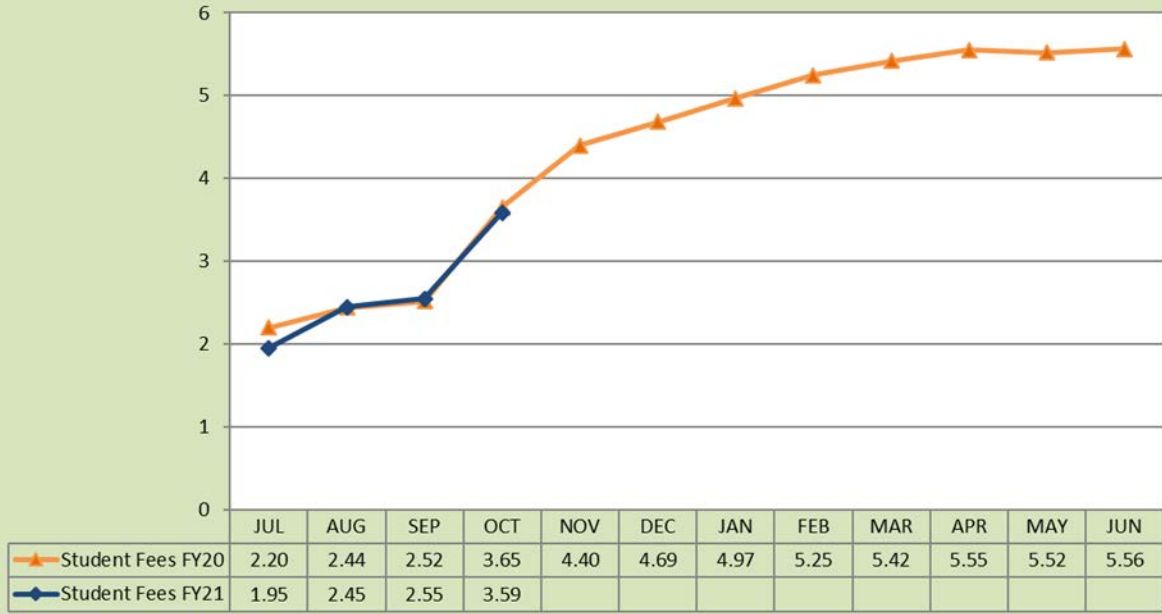
TO: SOUTH FLORIDA STATE COLLEGE
DISTRICT BOARD OF TRUSTEES

FROM: THOMAS C. LEITZEL 

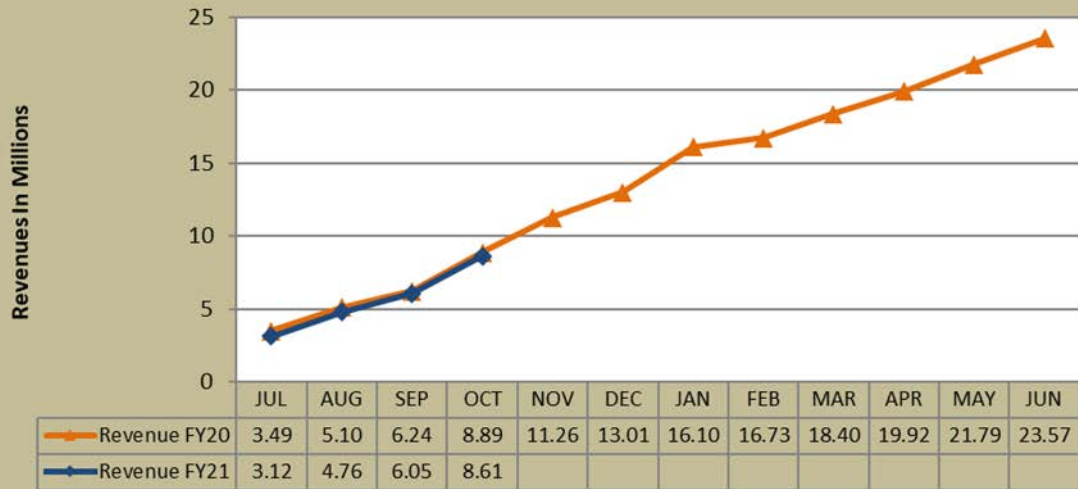
SUBJECT: FINANCIAL REPORT SUMMARY & GRAPHS – **INFORMATION ITEM**

Enclosed for your review are the graphs and revenue and expenditure summary compared to budgeted funds within the Operating Budget for FY2020-21 year-to-date.

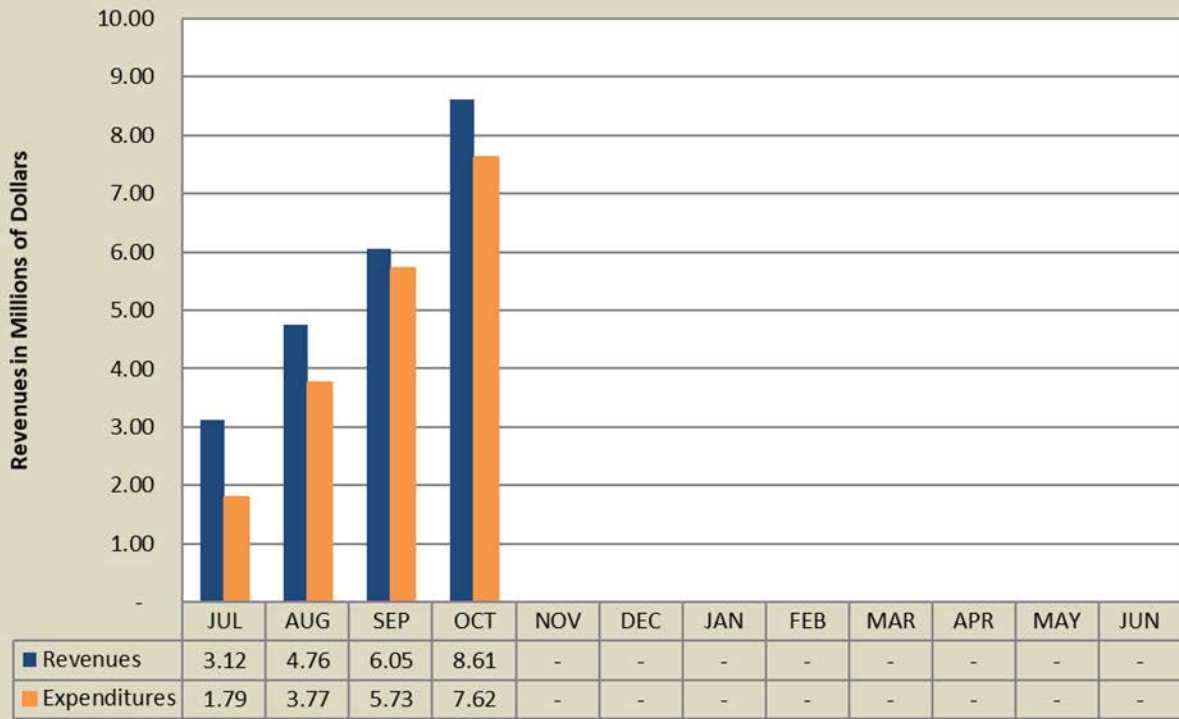
**South Florida State College
Fund 1 Student Fee Revenue, FY 20 vs FY 21**



South Florida State College Fund 1 Total Revenue, FY 20 vs FY 21



South Florida State College Fund 1 Total Revenues & Expenditures FY 21



| South Florida State College | | | | | |
|--|--|-------------------------|------------------------|-------------------------|--|
| Revenue and Expenditures for Fund 1 | | | | | |
| For Month Ended October 31, 2020 | | | | | |
| Code | Account Title | Budget Amount | Amount | Difference | Percentage Collected/ Spent to Date |
| 401-403XX | Tuition and Out of State Fees | 4,082,914.00 | 3,093,426.50 | 989,487.50 | 75.77% |
| 404XX | Lab Fees | 568,650.00 | 311,211.60 | 257,438.40 | 54.73% |
| 408XX | Technology Fees | 178,367.00 | 118,839.63 | 59,527.37 | 66.63% |
| 405-407XX, 409XX | Other Student Fees | 109,767.00 | 67,945.91 | 41,821.09 | 61.90% |
| 416XX | Grants and Contracts from Counties | 786,090.00 | 25,000.00 | 761,090.00 | 3.18% |
| 42110 | FCSPF-General Revenue | 14,038,184.00 | 4,401,772.00 | 9,636,412.00 | 31.36% |
| 4215X | Performance Based Incentive | 540,827.00 | 117,760.00 | 423,067.00 | 21.77% |
| 42210 | CO&DS Entitlement | 1,100.00 | - | 1,100.00 | 0.00% |
| 42610 | FCSPF-Lottery | 2,422,780.00 | 253,046.00 | 2,169,734.00 | 10.44% |
| 429XX, 439XX | Indirect Costs Recovered | 385,750.00 | 149,776.60 | 235,973.40 | 38.83% |
| 441-44400 | Cash/Non-Cash Contributions and Gifts | 14,000.00 | | 14,000.00 | 0.00% |
| 46400 | Use of College Facilities | 50,000.00 | 14,005.54 | 35,994.46 | 28.01% |
| 466XX, 467XX | Other Sales and Services | 60,000.00 | 15,617.25 | 44,382.75 | 26.03% |
| 48100 | Interest and Dividends | 10,000.00 | 5,422.84 | 4,577.16 | 54.23% |
| 487XX, 489XX | Fines and Penalties/Miscellaneous | 121,327.00 | 26,973.95 | 94,353.05 | 22.23% |
| 49XXX | Transfers and Other Revenues | 500,000.00 | 5,761.21 | 494,238.79 | 1.15% |
| | Total Revenue | \$ 23,869,756.00 | \$ 8,606,559.03 | \$ 15,263,196.97 | 36.06% |
| 51XXX | Management | 1,860,392.00 | 618,371.03 | 1,242,020.97 | 33.24% |
| 52XXX | Instructional | 4,850,240.00 | 1,285,574.27 | 3,564,665.73 | 26.51% |
| 53XXX | Other Professional | 2,667,404.00 | 887,207.39 | 1,780,196.61 | 33.26% |
| 54XXX | Career Staff | 2,330,822.00 | 783,228.86 | 1,547,593.14 | 33.60% |
| 56XXX | Other Professional-Instructional | 1,333,240.00 | 346,840.14 | 986,399.86 | 26.01% |
| 57XXX | Other Professional-Tech/Clerical/Trade | 150,222.00 | 31,234.81 | 118,987.19 | 20.79% |
| 58XXX | Student Employment | 38,000.00 | 481.50 | 37,518.50 | 1.27% |
| 585XX | Employees Awards | 212,145.00 | 215,697.45 | (3,552.45) | 101.67% |
| 59XXX | Benefits | 5,071,874.00 | 1,333,554.58 | 3,738,319.42 | 26.29% |
| | Total Personnel | \$ 18,514,339.00 | \$ 5,502,190.03 | \$ 13,012,148.97 | 29.72% |
| 605XX | Travel | 277,025.00 | 6,150.69 | 270,874.31 | 2.22% |
| 61000 | Freight and Postage | 21,400.00 | 3,246.79 | 18,153.21 | 15.17% |
| 615XX | Telecommunications | 62,000.00 | 17,213.38 | 44,786.62 | 27.76% |
| 62000 | Printing | 44,384.00 | 1,302.06 | 43,081.94 | 2.93% |
| 625XX | Repairs and Maintenance | 1,223,515.00 | 485,565.89 | 737,949.11 | 39.69% |
| 63000 | Rentals | 167,956.00 | 48,576.95 | 119,379.05 | 28.92% |
| 635XX, 637XX | Insurance | 545,433.00 | 429,658.09 | 115,774.91 | 78.77% |
| 640XX | Utilities | 1,650,235.00 | 503,154.37 | 1,147,080.63 | 30.49% |
| 645XX | Other Services | 779,115.00 | 209,567.37 | 569,547.63 | 26.90% |
| 64700 | Grant Aid | 4,280.00 | 937.00 | 3,343.00 | 21.89% |
| 650XX | Professional Fees | 104,995.00 | 8,634.19 | 96,360.81 | 8.22% |
| 655XX | Education Office/Dept Material Supp | 629,582.00 | 240,495.04 | 389,086.96 | 38.20% |
| 657XX | Data Software | 34,490.00 | 14,536.56 | 19,953.44 | 42.15% |
| 66000 | Maint/Construction Material/Supp | 402,500.00 | 66,269.59 | 336,230.41 | 16.46% |
| 665XX | Other Materials and Supplies | 93,925.00 | 35,842.34 | 58,082.66 | 38.16% |
| 670XX | Subscriptions/Library | 58,200.00 | 16,828.25 | 41,371.75 | 28.91% |
| 675XX | Purchases for Resale | 41,100.00 | 7,445.45 | 33,654.55 | 18.12% |
| 680XX | Scholarships | 45,000.00 | 17,556.00 | 27,444.00 | 39.01% |
| 69XXX | Transfers and Other Expenses | 125,000.00 | - | 125,000.00 | 0.00% |
| | Total Current Expenses | \$ 6,310,135.00 | \$ 2,112,980.01 | \$ 4,197,154.99 | 33.49% |
| 706XX | Minor Equipment >1000<5000 | 45,000.00 | 4,741.66 | 40,258.34 | 10.54% |
| 71000 | Furniture and Equipment | 30,000.00 | | 30,000.00 | |
| | Total Capital Outlay | \$ 75,000.00 | \$ 4,741.66 | \$ 70,258.34 | 6.32% |