







|   | | | | |
|---|-----|------------------|--------------|----------|
| 100 | | | | |
| Men | Age | Town | Time | Place |
| 55-59 | | | | |
| Allen, John | 58 | Fayetteville, Ga | 14.74 | 1 |
| Wilkinson, Glenn | 57 | Ponte Vedra | 15.18 | 2 |
| Henderson, Greg | 56 | Sebring | 19.55 | 3 |
| 60-64 | | | | |
| Gross, Bryan | 61 | Sebring | 15.9 | 1 |
| 65-69 | | | | |
| McLaughlin, Grant | 65 | Sebring | 14.43 | 1 |
| Stewart, Michael | 68 | Sebring | 16.65 | 2 |
| 70-74 | | | | |
| Lariviere, Don | 72 | Sebring | 17.21 | 1 |
| Bosley, Earl | 72 | Sebring | 21.4 | 2 |
| 75-79 | | | | |
| Boldt, Larry | 75 | Sebring | 19.81 | 1 |
| Vanderberg, Ken | 76 | Englewood | 23.78 | 2 |
| 80-84 | | | | |
| Tosch, Chuck | 80 | Winter Haven | 20.3 | 1 |
| 85-89 | | | | |
| Ricker, Ralph | 86 | Arcadia | 28.01 | 1 |
| Women | Age | Town | Distance | Place |
| 50-54 | | | | |
| White, Joyce | 53 | Fayetteville, Ga | 16.87 | 1 |
| Scott, Brenda | 54 | Okeechobee | 17.4 | 2 |
| 55-59 | | | | |
| Garner, Sandy | 59 | Daytona Beach | 22.74 | 1 |
| 70-74 | | | | |
| Chalsma, Ruth | 72 | Sebring | 24.02 | 1 |
| 200 | | | | |
| 55-59 | | | | |
| Allen, John | 58 | Fayetteville, Ga | 30.37 | 1 |
| Wilkinson, Glenn | 57 | Ponte Vedra | 33.49 | 2 |
| 60-64 | | | | |
| Gross, Bryan | 61 | Sebring | 35.02 | 1 |
| 70-74 | | | | |
| Henneforth, Richard | 73 | Miami | 36.81 | 1 |
| Lariviere, Don | 72 | Sebring | 39.84 | 2 |
| 75-79 | | | | |
| Boldt, Larry | 75 | Sebring | 47.37 | 1 |
| Vanderberg, Ken | 76 | Englewood | 48.02 | 2 |
| Women | Age | Town | Distance | Place |
| 50-54 | | | | |
| Scott, Brenda | 54 | Okeechobee | 38.9 | 1 |
| White, Joyce | 53 | Fayetteville, Ga | 48.96 | 2 |
| 55-59 | | | | |
| Garner, Sandy | 59 | Daytona Beach | 57.08 | 1 |
| 80-84 | | | | |
| Smith, Audrey | 80 | Sebring | 68.27 | 1 |

|   | | | | |
|---|------------|---------------|-----------------|--------------|
| 400 | | | | |
| 60-64 | | | | |
| Gross, Bryan | 61 | Sebring | 01:17.55 | 1 |
| Pearson, Lee | 64 | Sebring | 01:18.34 | 2 |
| 70-74 | | | | |
| Henneforth, Richard | 73 | Miami | 01:28.30 | 1 |
| Lariviere, Don | 72 | Sebring | 02:04.00 | 2 |
| Bosley, Earl | 72 | Sebring | 02:11.00 | 3 |
| 75-79 | | | | |
| Imboden, Chuck | 77 | Sebring | 01:35.37 | 1 |
| Vanderberg, Ken | 76 | Englewood | 02:07.00 | 2 |
| Women | Age | Town | Distance | Place |
| 50-54 | | | | |
| Scott, Brenda | 54 | Okeechobee | 01:36.87 | 1 |
| 55-59 | | | | |
| Garner, Sandy | 59 | Daytona Beach | 02:20.40 | 1 |
| 80-84 | | | | |
| Smith, Audrey | 80 | Sebring | 02:47.37 | 1 |
| 800 | | | | |
| 60-64 | | | | |
| Gross, Bryan | 61 | Sebring | 03:20.90 | 1 |
| 70-74 | | | | |
| Henneforth, Richard | 73 | Miami | 03:45.99 | 1 |
| Bosley, Earl | 72 | Sebring | 04:44.60 | 2 |
| Lariviere, Don | 72 | Sebring | 04:52.90 | 3 |
| 75-79 | | | | |
| Imboden, Chuck | 77 | Sebring | 03:46.27 | 1 |
| Vanderberg, Ken | 76 | Englewood | 06:01.96 | 2 |
| 80-84 | | | | |
| Smith, Harold | 82 | Sebring | 04:45.02 | 1 |
| 1500 | | | | |
| 55-59 | | | | |
| Gibbs, Jim | 59 | Sebring | 06:13 | 1 |
| 60-64 | | | | |
| Gross, Bryan | 61 | Sebring | 06:45 | 1 |
| 65-69 | | | | |
| Stewart, Michael | 68 | Sebring | 07:12 | 1 |
| 70-74 | | | | |
| Henneforth, Richard | 73 | Miami | 07:50 | 1 |
| 75-79 | | | | |
| Imboden, Chuck | 77 | Sebring | 07:21 | 1 |
| 80-84 | | | | |
| Smith, Harold | 82 | Sebring | 09:21 | 1 |
| 85-89 | | | | |
| Ricker, Ralph | 86 | Arcadia | 11:49 | 1 |

|  | | South Florida State College | |  | |
|---|------------|-----------------------------|-----------------|---|-------------|
| 5k | | | | | |
| | | Age | Town | Time | Rank |
| 65-69 | | | | | |
| Stanionis, Bob | 65 | Sebring | 27:07.0 | 1 | |
| Cowie, Ken | 69 | Sebring | 27:21.0 | 2 | |
| Hale, Murray | 69 | Sebring | 28:05.0 | 3 | |
| 75-79 | | | | | |
| Ables, Cliff | 75 | Sebring | 38:25.0 | 1 | |
| Vanderberg, Ken | 76 | Englewood | 42:13.0 | 2 | |
| 85-89 | | | | | |
| Ricker, Ralph | 86 | Arcadia | 42:12.0 | 1 | |
| 70-74 | | | | | |
| Chalsma, Ruth | 72 | | 44:38.0 | 1 | |
| 75-79 | | | | | |
| Hotchkiss, Lois | 78 | Sebring | 38:29.0 | 1 | |
| Discus | | | | | |
| Men | Age | Town | Distance | Place | |
| 55-59 | | | | | |
| Allen, John | 58 | Fayetteville, Ga | 38.32 | 1 | |
| 60-64 | | | | | |
| Jones, Roland | 64 | Seffner | 42.51 | 1 | |
| 65-69 | | | | | |
| Stewart, Michael | 68 | Sebring | 17.02 | 1 | |
| 70-74 | | | | | |
| Bosley, Earl | 72 | Sebring | 22.85 | 1 | |
| Lariviere, Don | 72 | Sebring | 18.11 | 2 | |
| Giraud, Ed | 73 | Avon Park | 14.73 | 3 | |
| 75-79 | | | | | |
| Beck, Duncan | 76 | Manawa, WI | 21.22 | 1 | |
| Flanagan, Ed | 76 | The Villages | 18.81 | 2 | |
| Boldt, Larry | 75 | Sebring | 9.11 | 3 | |
| 80-84 | | | | | |
| Tosch, Chuck | 80 | Winter Haven | 19.71 | 1 | |
| Josey, Gene | 81 | Sebring | 12.83 | 2 | |
| Women | Age | Town | Distance | Place | |
| 50-54 | | | | | |
| White, Joyce | 53 | Fayetteville, Ga | 12.77 | 1 | |
| Shot Put | | | | | |
| Men | Age | Town | Distance | Place | |
| 55-59 | | | | | |
| Allen, John | 58 | Fayetteville, Ga | 10.43 | 1 | |
| 60-64 | | | | | |
| Jones, Roland | 64 | Seffner | 11.22 | 1 | |
| 65-69 | | | | | |
| Stewart, Michael | 68 | Sebring | 8.74 | 1 | |
| 70-74 | | | | | |
| Bosley, Earl | 72 | Sebring | 9.04 | 1 | |
| Lariviere, Don | 72 | Sebring | 8.55 | 2 | |
| Giraud, Ed | 73 | Avon Park | 7.67 | 3 | |
| 75-79 | | | | | |
| Boldt, Larry | 75 | Sebring | 8.22 | 1 | |
| Beck, Duncan | 76 | Manawa, WI | 7.53 | 2 | |

Sheet1

| | | | | |
|------------------|------------|------------------|-----------------|--------------|
| Flanagan, Ed | 76 | The Villages | 6.42 | 3 |
| 80-84 | | | | |
| Tosch, Chuck | 80 | Winter Haven | 6.63 | 1 |
| Josey, Gene | 81 | Sebring | 5.41 | 2 |
| Women | Age | Town | Distance | Place |
| 50-54 | | | | |
| Scott, Brenda | 54 | Okeechobee | 5.68 | 1 |
| White, Joyce | 53 | Fayetteville, Ga | 5.33 | 2 |
| 55-59 | | | | |
| Garner,Sandy | 59 | Daytona Beach | 6.62 | 1 |
| Long Jump | | | | |
| Men | Age | Town | Distance | Place |
| 55-59 | | | | |
| Allen, John | 58 | Fayetteville, Ga | 3.92 | 1 |
| Wilkinson, Glenn | 57 | Ponte Vedra | 3.61 | 2 |
| 60-64 | | | | |
| Pearson, Lee | 64 | Sebring | 3.98 | 1 |
| 65-69 | | | | |
| Stewart, Michael | 68 | Sebring | 3.00 | 1 |
| 70-74 | | | | |
| Lariviere, Don | 72 | Sebring | 3.45 | 1 |
| Bosley, Earl | 72 | Sebring | 2.26 | 2 |
| 75-79 | | | | |
| Beck, Duncan | 76 | Manawa, WI | 2.83 | 1 |
| Boldt, Larry | 75 | Sebring | 2.36 | 2 |
| Flanagan, Ed | 76 | The Villages | 1.51 | 3 |
| 80-84 | | | | |
| Tosch, Chuck | 80 | Winter Haven | 2.00 | 1 |
| 85-89 | | | | |
| Ricker, Ralph | 86 | Arcadia | 2.10 | 1 |
| Women | Age | Town | Distance | Place |
| 50-54 | | | | |
| Scott, Brenda | 54 | Okeechobee | 2.82 | 1 |
| White, Joyce | 53 | Fayetteville, Ga | 2.71 | 2 |
| High Jump | | | | |
| Men | Age | Town | Distance | Place |
| 55-59 | | | | |
| Allen, John | 58 | Fayetteville, Ga | 1.27 | 1 |
| 60-64 | | | | |
| Jones, Roland | 64 | Seffner | 1.27 | 1 |
| 70-74 | | | | |
| Lariviere, Don | 72 | Sebring | 0.9 | 1 |
| Giraud, Ed | 73 | Avon Park | 0.9 | 1 |
| 75-79 | | | | |
| Beck, Duncan | 76 | Manawa, WI | 1.12 | 1 |
| Boldt, Larry | 75 | Sebring | 0.95 | 2 |
| 80-84 | | | | |
| Tosch, Chuck | 80 | Winter Haven | XX | 1 |
| 50-54 | | | | |
| White, Joyce | 53 | Fayetteville, Ga | 1.05 | 1 |
| Women | Age | Town | Distance | Place |
| 55-59 | | | | |
| Garner,Sandy | 59 | Daytona Beach | 0.95 | 1 |