




EXHIBIT "K"

OFFICE OF THE PRESIDENT

Item 9.1

PRESENT TO BOARD: MAY 17, 2023

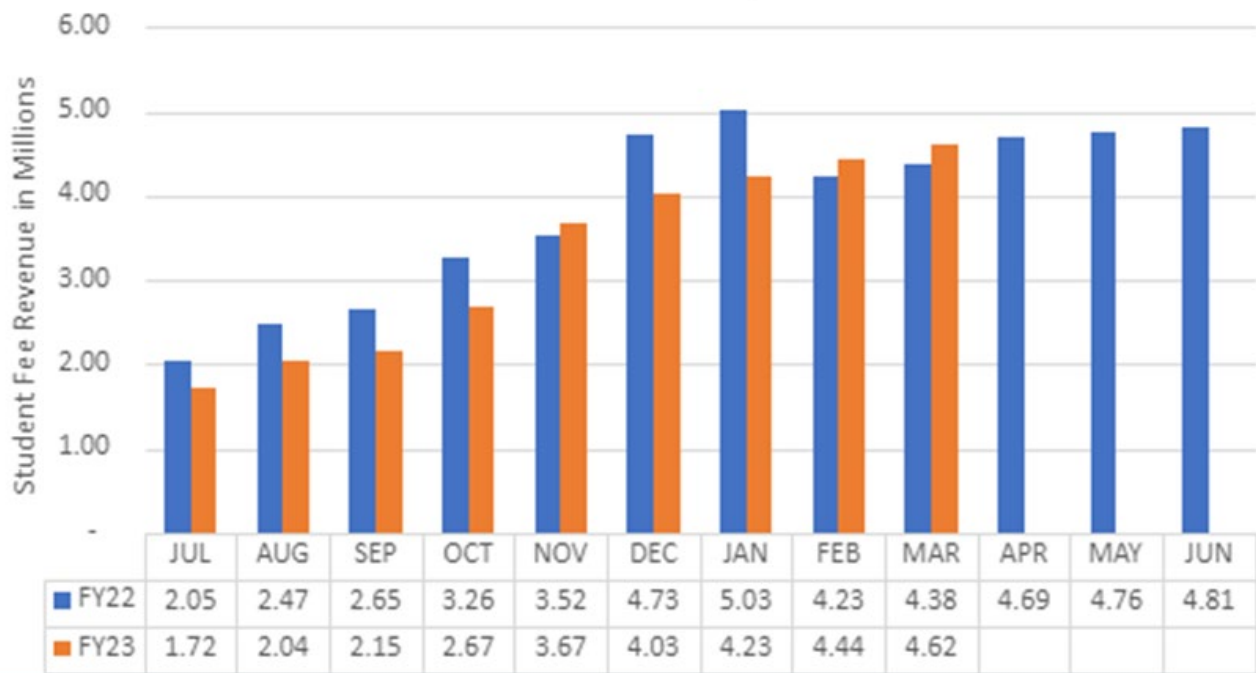
TO: SOUTH FLORIDA STATE COLLEGE  
DISTRICT BOARD OF TRUSTEES

FROM: THOMAS C. LEITZEL 

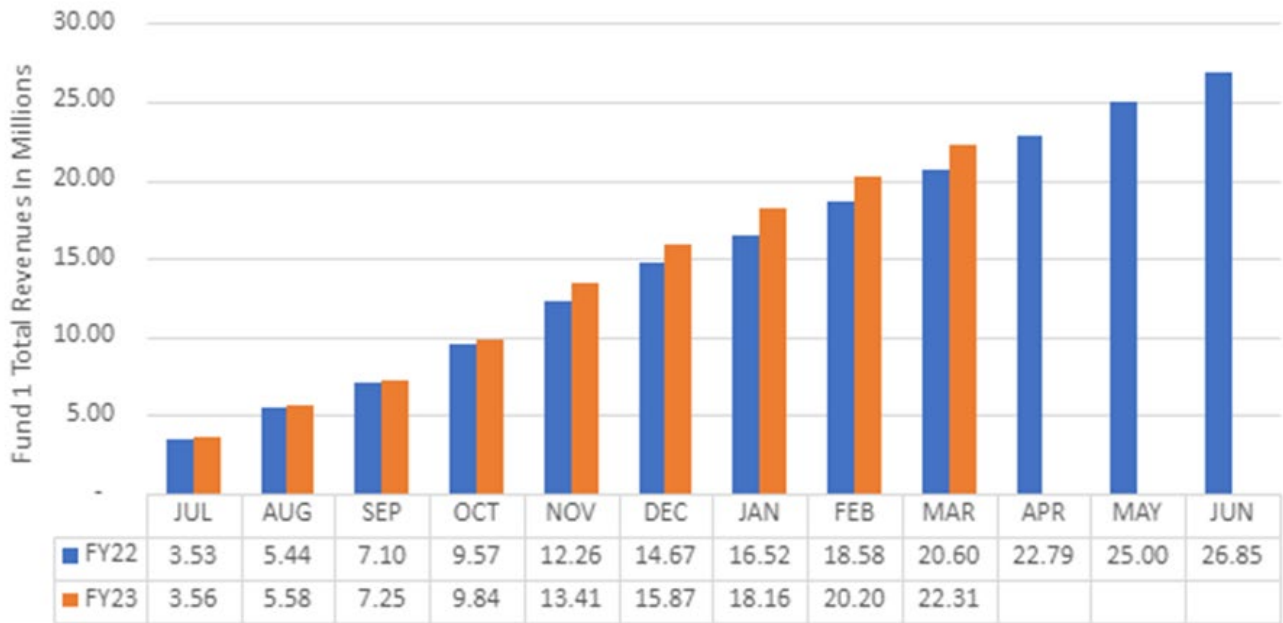
SUBJECT: FINANCIAL REPORT SUMMARY & GRAPHS – **INFORMATION ITEM**

Enclosed for your review are the graphs and a summary of revenues and expenditures compared to budgeted funds within the Operating Budget through March 2023.

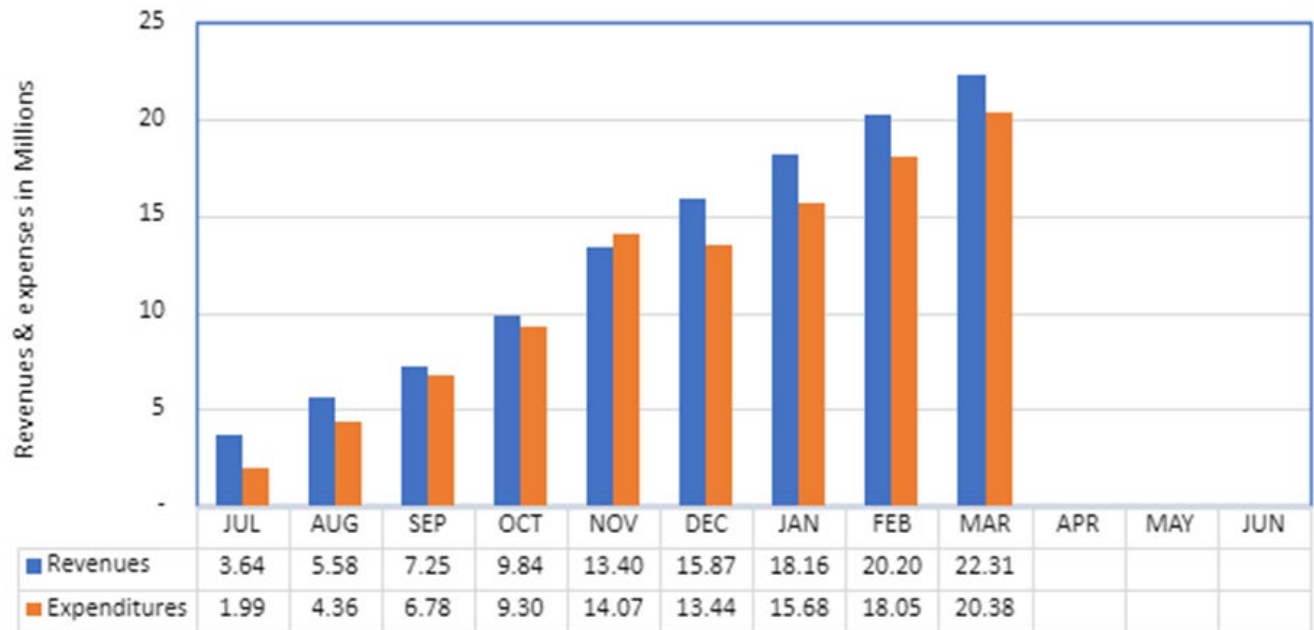
### South Florida State College Fund 1 - Student Fee Revenue, FY22 vs FY23



South Florida State College  
Fund 1 - Total Revenue FY22 vs FY23



### South Florida State College Fund 1 Total Revenues & Expenditures FY23



**South Florida State College  
Revenue and Expenditures  
For Month Ending March 31, 2023**

Account Title	Budget Amount	Amount	Difference	Percentage Collected/Spent to Date
Tuition and Out of State Fees	4,187,275.00	3,763,093.38	424,181.62	89.87%
Lab Fees	495,023.00	609,724.30	(114,701.30)	123.17%
Technology Fees	189,932.00	182,406.84	7,525.16	96.04%
Other Student Fees	66,373.00	60,959.23	5,413.77	91.84%
Grants and Contracts from Counties	1,023,395.00	930,971.50	92,423.50	90.97%
FCSPF-General/Special Appropriation	18,485,964.00	13,864,452.00	4,621,512.00	75.00%
Performance Based Incentive	324,747.00	139,126.00	185,621.00	42.84%
CO&DS Entitlement	1,100.00	-	1,100.00	0.00%
FCSPF-Lottery	3,461,595.00	2,307,732.00	1,153,863.00	66.67%
Indirect Costs Recovered	751,562.00	249,443.30	502,118.70	33.19%
Cash/Non-Cash Contributions and Gifts	22,040.00	8,652.44	13,387.56	39.26%
Use of College Facilities	50,000.00	48,979.13	1,020.87	97.96%
Other Sales and Services	80,000.00	53,087.46	26,912.54	66.36%
Interest and Dividends	4,000.00	63,598.86	(59,598.86)	1589.97%
Fines and Penalties/Miscellaneous	120,422.00	32,714.12	87,707.88	27.17%
Transfers and Other Revenues	100,000.00	(122.60)	100,122.60	-0.12%
<b>Total Revenue</b>	<b>\$ 29,363,428.00</b>	<b>\$22,314,817.96</b>	<b>\$ 7,048,610.04</b>	<b>76.00%</b>
Management	2,099,840.80	1,419,488.07	680,352.73	67.60%
Instructional	5,480,122.59	3,573,071.36	1,907,051.23	65.20%
Other Professional	3,666,364.72	2,429,140.06	1,237,224.66	66.25%
Career Staff	3,213,183.15	2,179,091.41	1,034,091.74	67.82%
Other Professional-Instructional	1,398,240.00	955,031.20	443,208.80	68.30%
Other Professional-Tech/Clerical/Trade	206,248.73	85,994.63	120,254.10	41.69%
Student Employment	25,000.00	4,260.65	20,739.35	17.04%
Employees Awards-Non Recurring	13,000.00	12,504.48	495.52	96.19%
Benefits	5,770,898.00	3,728,720.39	2,042,177.61	64.61%
<b>Total Personnel</b>	<b>\$ 21,872,897.99</b>	<b>\$14,387,302.25</b>	<b>\$14,689,349.94</b>	<b>65.78%</b>
Travel	274,728.00	115,163.27	159,564.73	41.92%
Freight and Postage	21,287.00	13,599.80	7,687.20	63.89%
Telecommunications	162,000.00	170,479.31	(8,479.31)	105.23%
Printing	38,510.00	9,260.77	29,249.23	24.05%
Repairs and Maintenance	1,766,333.66	1,254,915.89	511,417.77	71.05%
Rentals	152,055.00	138,520.86	13,534.14	91.10%
Insurance	550,682.00	301,020.44	249,661.56	54.66%
Utilities	1,661,278.00	1,291,845.55	369,432.45	77.76%
Other Services	851,093.67	639,674.62	211,419.05	75.16%
Grant Aid	4,000.00	1,946.50	2,053.50	48.66%
Professional Fees	157,553.00	164,199.64	(6,646.64)	104.22%
Education Office/Dept Materials Supp	688,919.00	625,835.86	63,083.14	90.84%
Data Software	208,277.50	124,881.49	83,396.01	59.96%
Maint/Construction Material/Supp	367,763.14	274,727.18	93,035.96	74.70%
Other Materials and Supplies	134,706.78	231,156.59	(96,449.81)	171.60%
Subscriptions/Library	61,100.00	65,676.36	(4,576.36)	107.49%
Purchases for Resales	42,100.00	24,950.42	17,149.58	59.26%
Scholarships	45,000.00	33,088.50	11,911.50	73.53%
Transfers and Other Expenses	99,650.00	3,245.32	96,404.68	3.26%
<b>Total Current Expenses</b>	<b>\$ 7,287,036.75</b>	<b>\$ 5,484,188.37</b>	<b>\$ 1,802,848.38</b>	<b>75.26%</b>
Minor Equipment >1000<5000	275,887.76	128,740.70	147,147.06	46.66%
Furniture and Equipment	429,044.00	294,676.64	134,367.36	68.68%
Repairs and Maintenance	50,500.00	82,165.82	(31,665.82)	162.70%
<b>Total Capital Outlay</b>	<b>\$ 755,431.76</b>	<b>\$ 505,583.16</b>	<b>\$ 249,848.60</b>	<b>66.93%</b>