




EXHIBIT "U"

OFFICE OF THE PRESIDENT

Item 9.1

PRESENT TO BOARD: JUNE 21, 2023

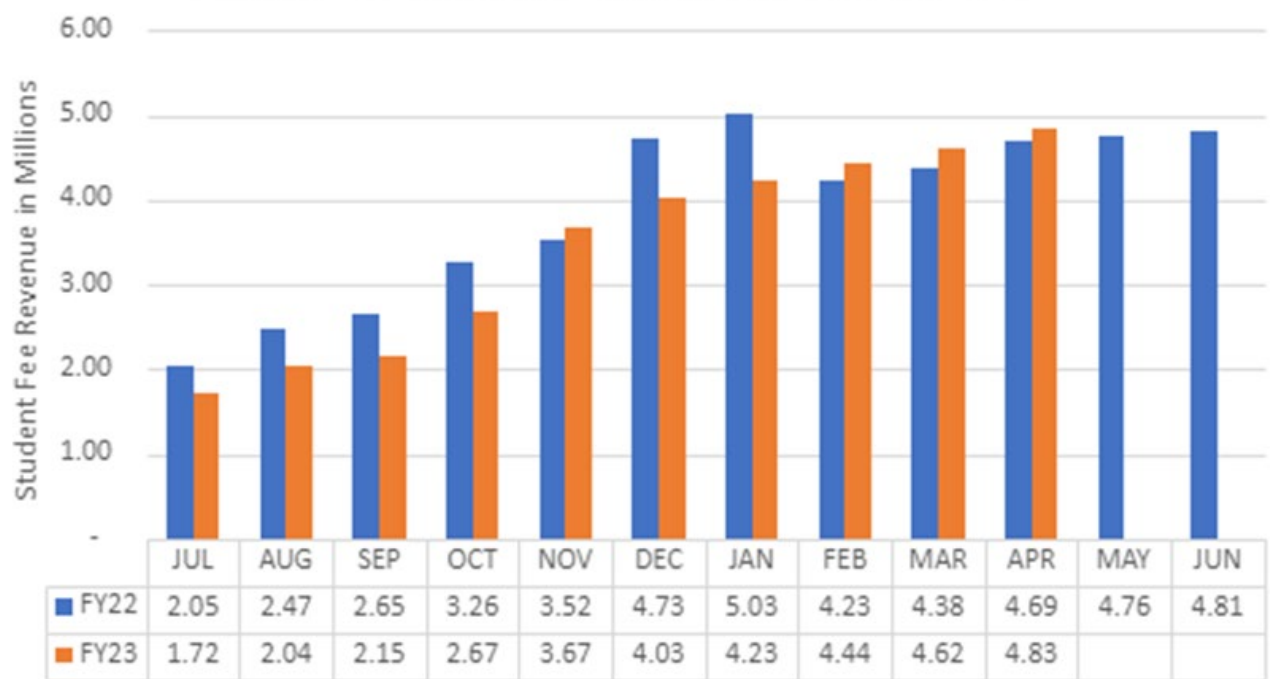
TO: SOUTH FLORIDA STATE COLLEGE
DISTRICT BOARD OF TRUSTEES

FROM: THOMAS C. LEITZEL 

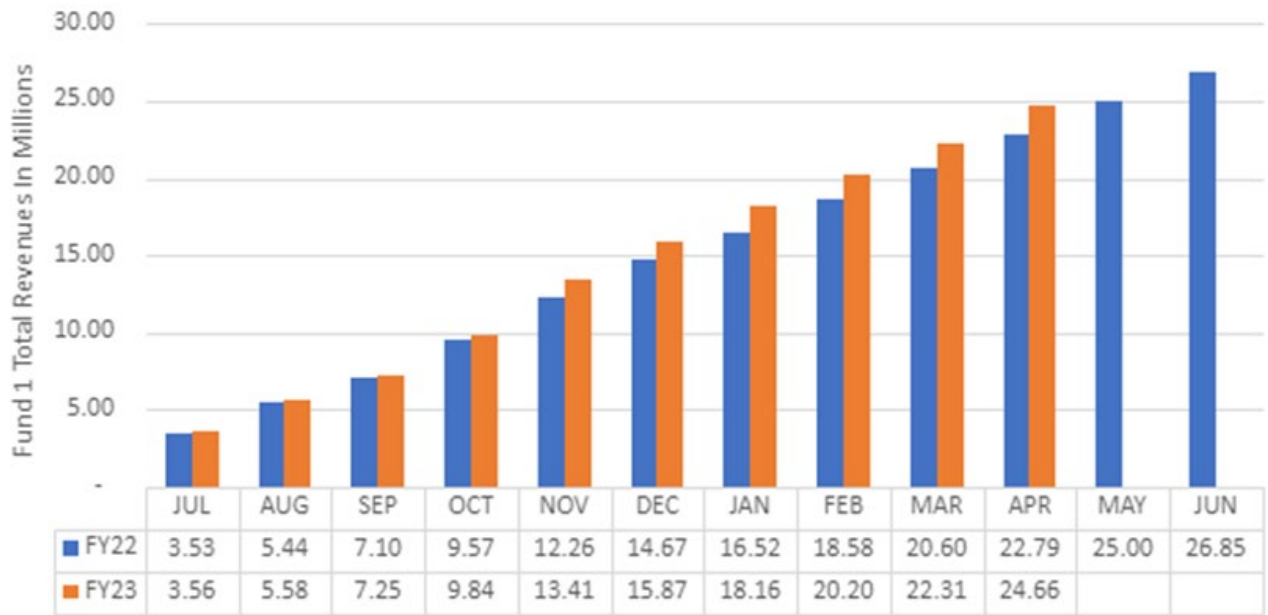
SUBJECT: FINANCIAL REPORT SUMMARY & GRAPHS – **INFORMATION ITEM**

Enclosed for your review are the graphs and a summary of revenues and expenditures compared to budgeted funds within the Operating Budget through April 2023.

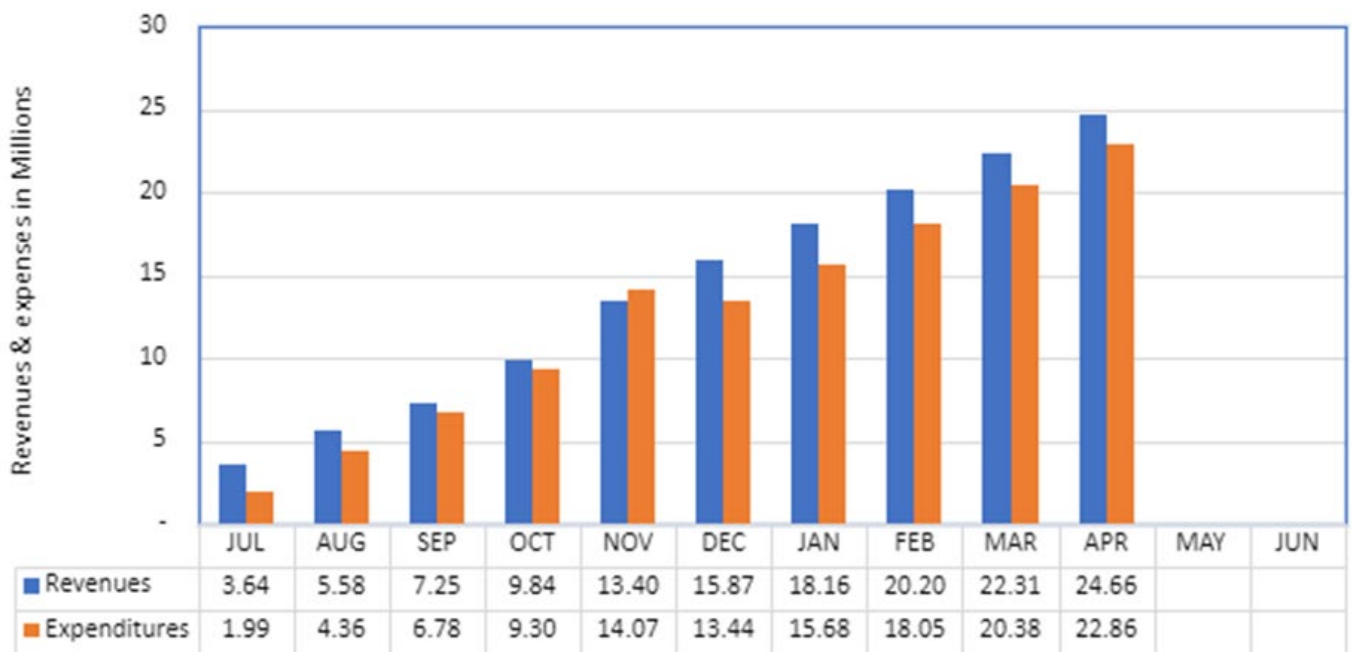
South Florida State College Fund 1 - Student Fee Revenue, FY22 vs FY23



South Florida State College
Fund 1 - Total Revenue FY22 vs FY23



South Florida State College Fund 1 Total Revenues & Expenditures FY23



South Florida State College
Revenue and Expenditures
For Month Ending April 30, 2023

Account Title	Budget Amount	Amount	Difference	Percentage Collected/Spent to Date
Tuition and Out of State Fees	4,187,275.00	3,958,858.06	228,416.94	94.54%
Lab Fees	513,123.00	617,669.30	(104,546.30)	120.37%
Technology Fees	189,932.00	189,843.84	88.16	99.95%
Other Student Fees	66,373.00	66,515.70	(142.70)	100.21%
Grants and Contracts from Counties	1,023,395.00	923,731.02	99,663.98	90.26%
FCSPF-General/Special Appropriation	18,485,964.00	15,540,040.00	2,945,924.00	84.06%
Performance Based Incentive	324,747.00	152,439.00	172,308.00	46.94%
CO&DS Entitlement	1,100.00	-	1,100.00	0.00%
FCSPF-Lottery	3,461,595.00	2,692,354.00	769,241.00	77.78%
Indirect Costs Recovered	751,562.00	274,385.07	477,176.93	36.51%
Cash/Non-Cash Contributions and Gifts	22,040.00	8,652.44	13,387.56	39.26%
Use of College Facilities	50,000.00	63,661.11	(13,661.11)	127.32%
Other Sales and Services	80,000.00	62,915.64	17,084.36	78.64%
Interest and Dividends	4,000.00	64,262.01	(60,262.01)	1606.55%
Fines and Penalties/Miscellaneous	120,422.00	49,593.44	70,828.56	41.18%
Transfers and Other Revenues	100,000.00	(122.60)	100,122.60	-0.12%
Total Revenue	\$29,381,528.00	\$24,664,798.03	\$ 4,716,729.97	83.95%
Management	2,099,840.80	1,571,731.48	528,109.32	74.85%
Instructional	5,659,117.59	3,993,141.53	1,665,976.06	70.56%
Other Professional	3,736,364.72	2,697,771.42	1,038,593.30	72.20%
Career Staff	3,213,183.15	2,433,306.94	779,876.21	75.73%
Other Professional-Instructional	1,398,240.00	1,107,746.00	290,494.00	79.22%
Other Professional-Tech/Clerical/Trade	206,248.73	100,050.38	106,198.35	48.51%
Student Employment	25,000.00	6,220.03	18,779.97	24.88%
Employees Awards-Non Recurring	13,000.00	12,504.48	495.52	96.19%
Benefits	5,865,252.00	4,159,268.98	1,705,983.02	70.91%
Total Personnel	\$22,216,246.99	\$16,081,741.24	\$10,979,009.23	72.39%
Travel	274,728.00	132,110.30	142,617.70	48.09%
Freight and Postage	21,287.00	12,861.44	8,425.56	60.42%
Telecommunications	162,000.00	187,258.52	(25,258.52)	115.59%
Printing	38,510.00	10,315.90	28,194.10	26.79%
Repairs and Maintenance	1,766,333.66	1,372,565.42	393,768.24	77.71%
Rentals	152,055.00	154,792.69	(2,737.69)	101.80%
Insurance	550,682.00	305,941.94	244,740.06	55.56%
Utilities	1,661,278.00	1,471,100.65	190,177.35	88.55%
Other Services	1,001,093.67	667,202.71	333,890.96	66.65%
Grant Aid	4,000.00	360.00	3,640.00	9.00%
Professional Fees	165,953.00	151,704.64	14,248.36	91.41%
Education Office/Dept Materials Supp	784,614.00	807,806.98	(23,192.98)	102.96%
Data Software	208,277.50	124,881.49	83,396.01	59.96%
Maint/Construction Material/Supp	367,763.14	309,123.12	58,640.02	84.05%
Other Materials and Supplies	335,672.78	321,614.12	14,058.66	95.81%
Subscriptions/Library	61,100.00	67,215.34	(6,115.34)	110.01%
Purchases for Resales	42,100.00	32,495.81	9,604.19	77.19%
Scholarships	45,000.00	35,140.50	9,859.50	78.09%
Transfers and Other Expenses	99,650.00	3,245.32	96,404.68	3.26%
Total Current Expenses	\$ 7,742,097.75	\$ 6,167,736.89	\$ 1,574,360.86	79.66%
Minor Equipment >1000<5000	322,587.86	187,936.04	134,651.82	58.26%
Furniture and Equipment	512,539.00	340,404.68	172,134.32	66.42%
Repairs and Maintenance	50,500.00	82,165.82	(31,665.82)	162.70%
Total Capital Outlay	\$ 885,626.86	\$ 610,506.54	\$ 275,120.32	68.93%